



# SMART SCALE

*Funding the Right  
Transportation Projects  
in Virginia*

## SMART SCALE Update

Commonwealth Transportation Board

September 2018

# Overview



- SMART SCALE Policy Changes
- Round 3 Stats
- Status of Pre-Screening
- Schedule
- FY2020-2025 SYIP Update

# SMART SCALE Policy Changes for Round 3



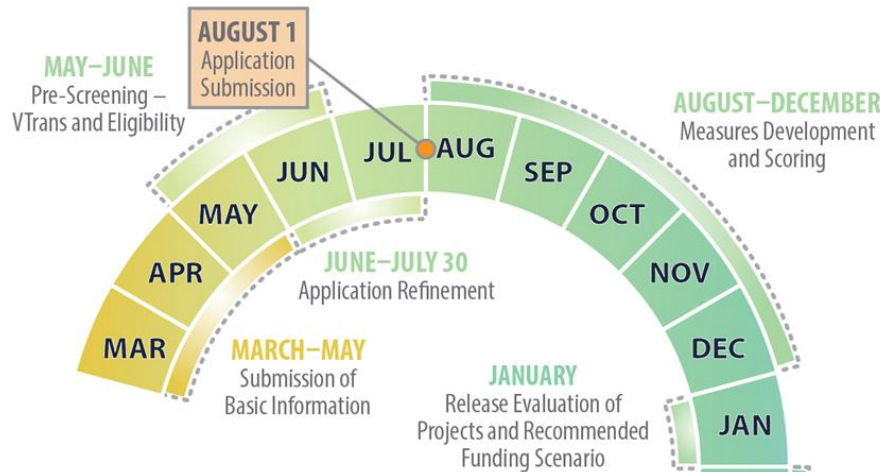
- Biennial schedule
  - Intake earlier and longer
- Number of applications allowed per applicant
  - <200K locality / 500K region = 4
  - >200K locality / 500K region = 10
  - CTB members may allow 1 additional per district
- Project readiness
  - Formalize and strengthen policy on required level of project planning
  - Demonstrate that a project has public support, requiring resolution of support from governing body
- Project eligibility
  - Clarify the ineligibility of maintenance and SGR projects

# SMART SCALE Policy Changes for Round 3



- Minor refinement to some measures
- Full Funding Policy
  - Program not intended to replace committed local/regional funding sources, proffers, and/or other committed state/federal funding sources
  - If \$ request is to add components to existing fully funded project then requested components will be analyzed independently
- Relationship of Major Project Elements
  - Project elements must be associated (contiguous or same improvement type)

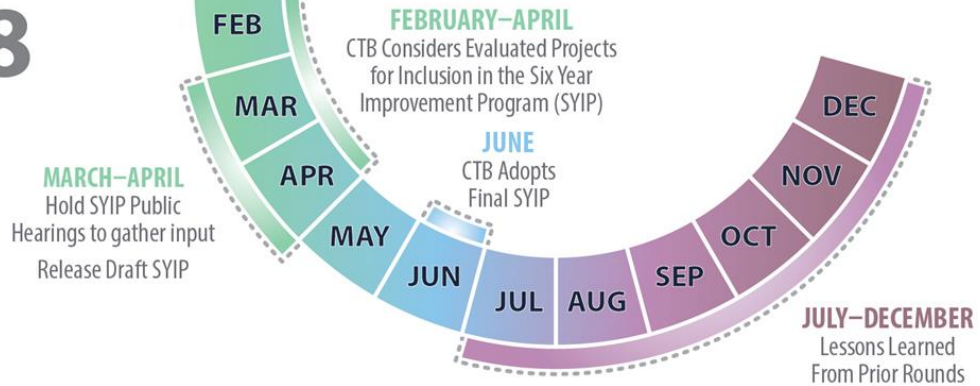
# Round 3 Schedule



5 month project evaluation and scoring window - 2 more months than previous rounds

5 month application intake window - 3 more months than previous rounds

## 2019



# Round 3 Application Stats



**SMART  
SCALE**

*Funding the Right  
Transportation Projects  
in Virginia*

Applications by District



- Bristol
- Culpeper
- Fredericksburg
- Hampton Roads
- Lynchburg
- Northern Virginia
- Richmond
- Salem
- Staunton

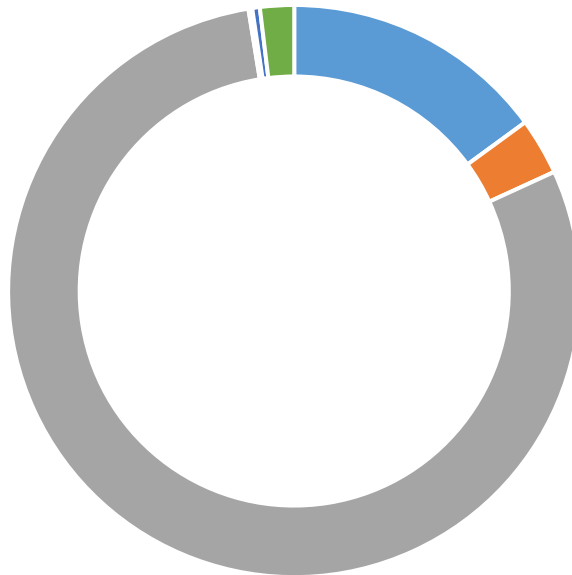
District	Apps
Bristol	50
Culpeper	43
Fredericksburg	35
Hampton Roads	58
Lynchburg	30
Northern Virginia	47
Richmond	85
Salem	49
Staunton	71
<b>TOTAL</b>	<b>468</b>

*Numbers are likely to change as application screening and validation is still underway.*

# Round 3 Application Stats



Applications by Project Type



■ Bike/Pedestrian ■ Bus Transit ■ Highway ■ Rail Freight ■ Rail Transit ■ TDM

Project Type	Apps
Bike/Pedestrian	70
Bus Transit	15
Highway	371
Rail Freight	1
Rail Transit	2
TDM	9

*Numbers are likely to change as application screening and validation is still underway.*

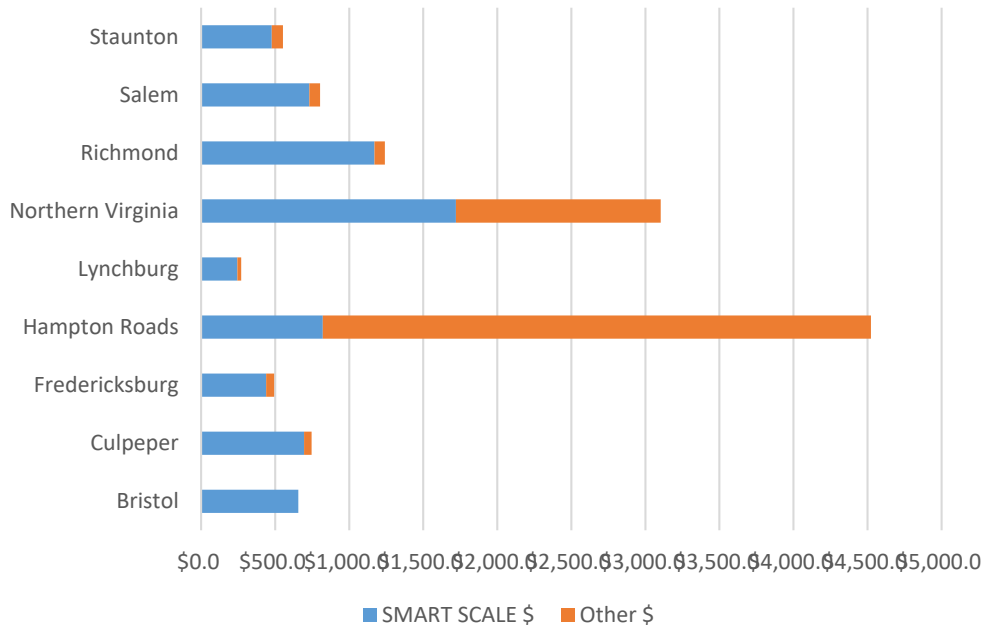
# Round 3 Application Stats



**SMART  
SCALE**

*Funding the Right  
Transportation Projects  
in Virginia*

SMART SCALE \$ versus Total \$ by District



District	SMART SCALE \$	Total \$
Bristol	\$656.2	\$656.2
Culpeper	\$695.5	\$745.6
Fredericksburg	\$438.8	\$493.4
Hampton Roads	\$821.9	\$4,523.6
Lynchburg	\$244.3	\$270.2
Northern Virginia	\$1,720.9	\$3,103.7
Richmond	\$1,170.8	\$1,240.3
Salem	\$730.8	\$803.6
Staunton	\$476.8	\$552.9
<b>TOTAL</b>	<b>\$6,956.0</b>	<b>\$12,389.3</b>

*Numbers are likely to change as application screening and validation is still underway.*



# Schedule



## 2018

March 1 : Portal opens and pre-application intake began

June 1 : Pre-application submission deadline

June 1 - July 13 : Pre-screening (VTrans Need, eligibility and readiness)

August 8 - Final application submission deadline (extended)

August - September : Validation and Final Screening

October – November : Fall Transportation Meetings

August - January : Measure Development and Scoring

## 2019

January 15 : Scores to CTB and public

February - April: Development of Draft SYIP

June CTB Meeting : Adoption of SYIP