

Amtrak Virginia Update

Kevin Page
Chief of Rail Transportation
December 16, 2009

New Amtrak Service

- ❑ October 1, 2009: New service began with one daily train from Lynchburg to the Northeast Corridor, as far north as Boston
- ❑ June 2010: New service is scheduled to begin from Richmond Staples Mill station to the Northeast Corridor
- ❑ DRPT will provide monthly performance reports on Amtrak service in Virginia, including the performance of the new trains against annual targets
- ❑ Performance reports will be available on DRPT's website www.drpt.virginia.gov and on the Amtrak Virginia website www.amtrakvirginia.com

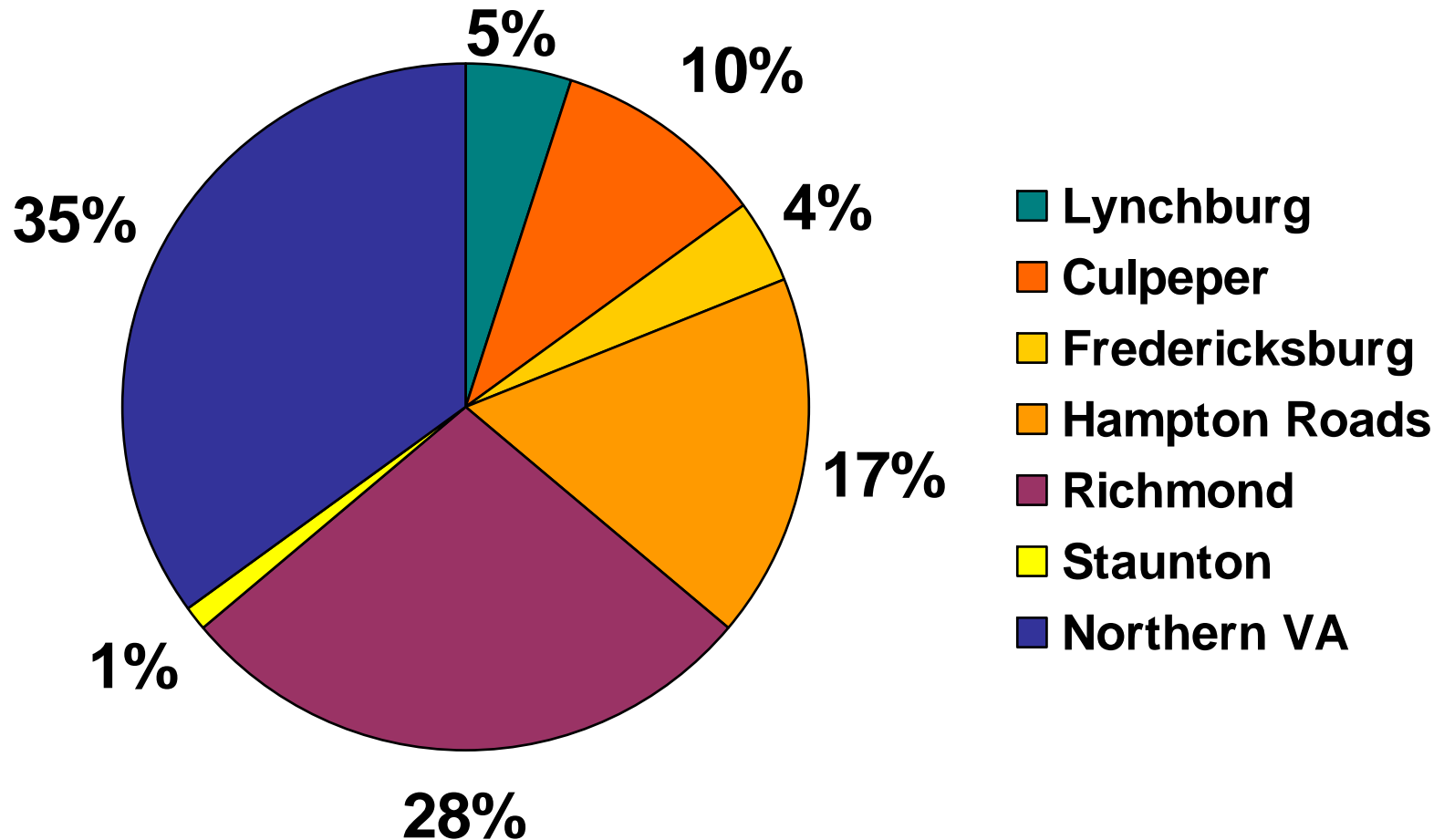
About Amtrak Performance

- ❑ Amtrak performance is impacted by a number of factors including land use, population density, seasonal changes, service changes, the number of days in a particular month, weather, fuel price, economic conditions and fare adjustments.
- ❑ The best method for comparison is the current month's performance compared to the previous year's performance for the same month.
- ❑ Amtrak passenger data for each station represents the number of passengers who are either boarding or disembarking from the train at each station.
- ❑ Passenger data by station will not directly correlate to the ridership number credited for the Lynchburg train, since Virginia also receives credit for a portion of ridership north of Washington, DC

Statewide Amtrak Ridership Oct. 09

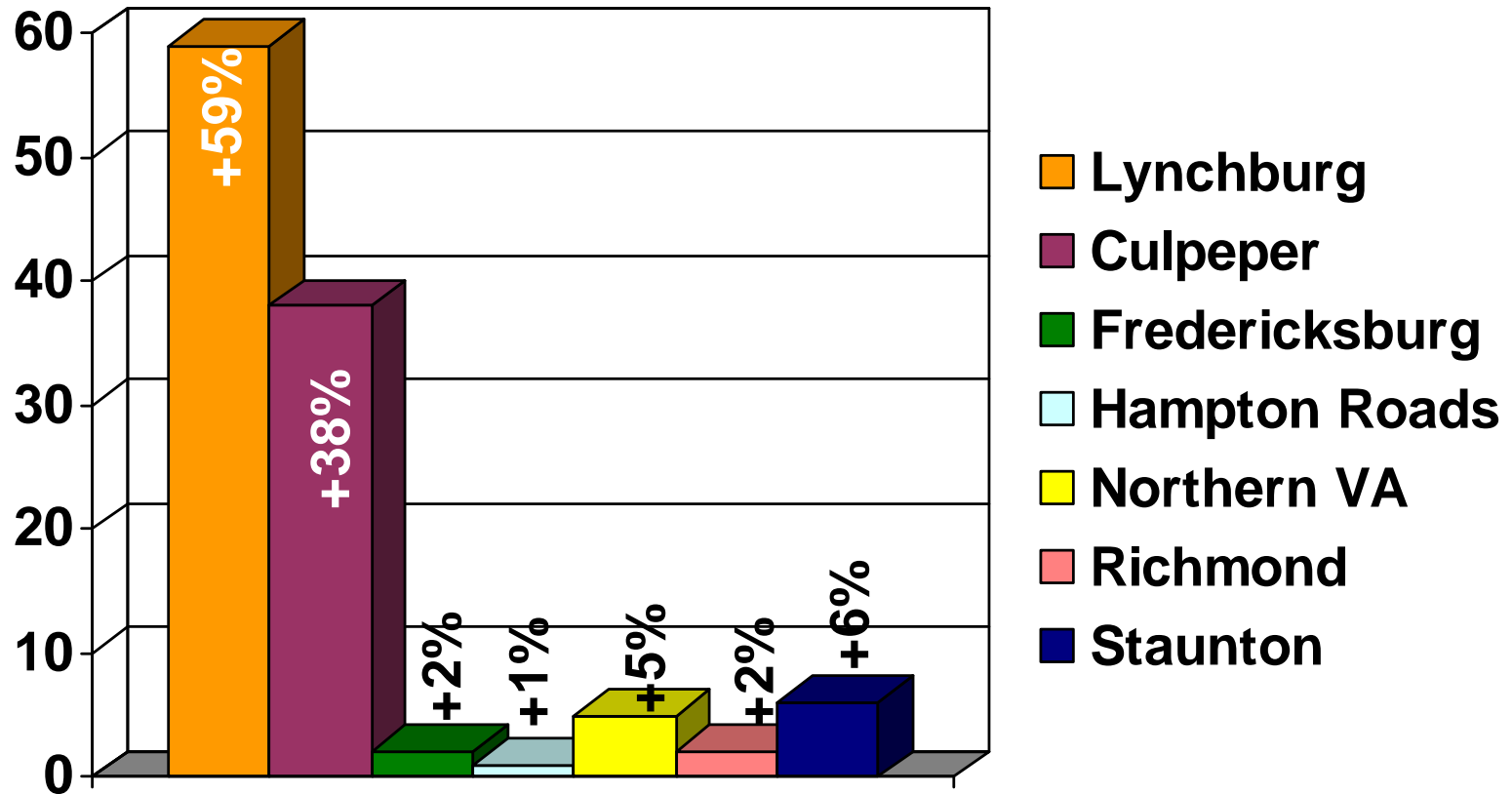
- ❑ Statewide ridership increased by 7% in Oct 09 as compared to Oct 08
- ❑ Statewide on-time performance increased by 9.4% in Oct 09 as compared to Oct 08
- ❑ The Northern Virginia district had the majority of ridership in Oct 09 at 35%
- ❑ The Lynchburg district had the greatest increase in ridership from Oct 08 to Oct 09 at 59%

Oct 09 Ridership by District



The Salem and Bristol districts are excluded because they currently do not have Amtrak service. Percentages may not add to 100 due to rounding.

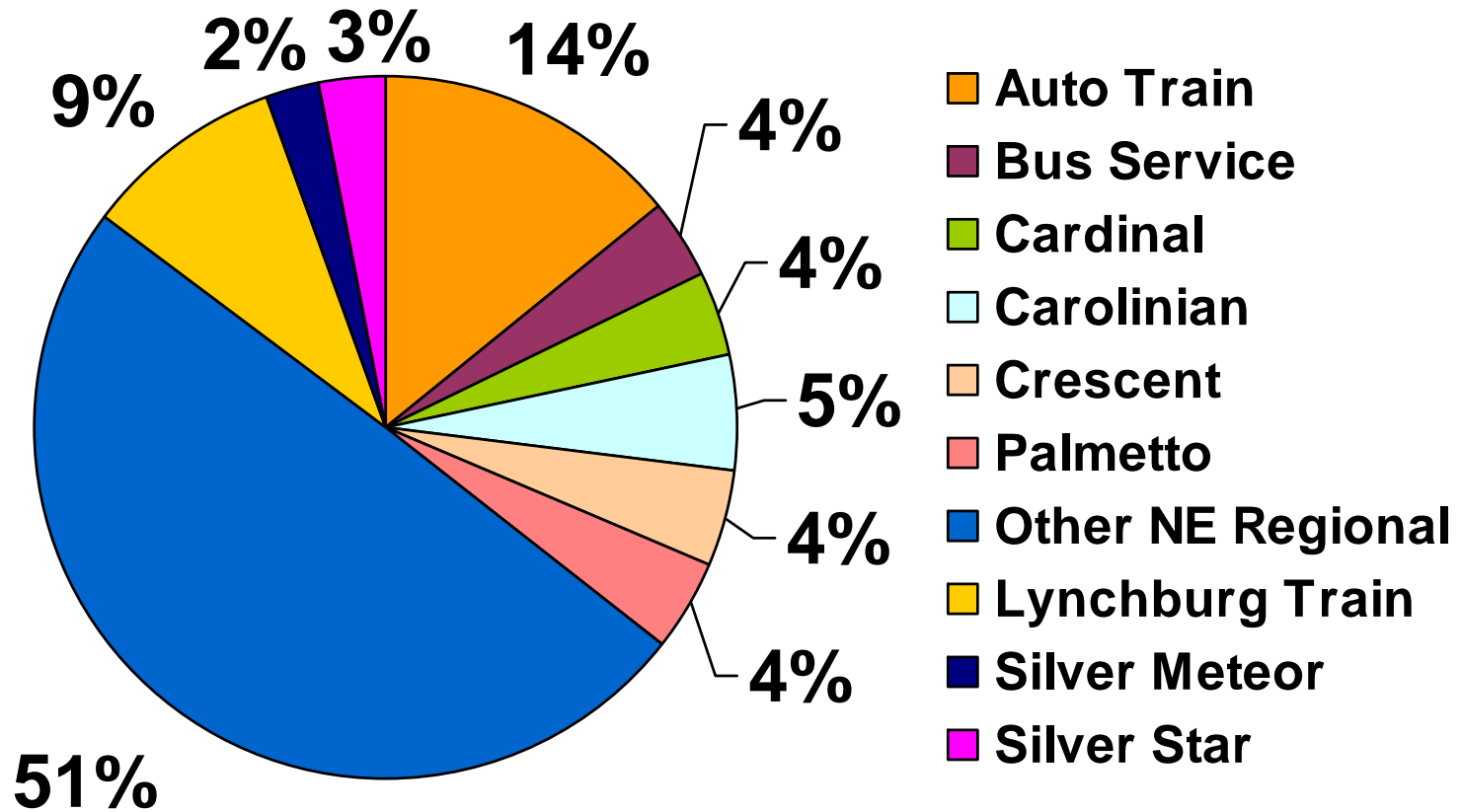
% Ridership Change by District Oct 08 - Oct 09



The Salem and Bristol districts are excluded because they currently do not have Amtrak service.

December 2009

Oct 09 Statewide Ridership by Service



Total I-95 corridor: 82%, Total I-81/Route 29 corridor: 18%
 Results are for Virginia stations only

December 2009

Top five Virginia stations: passengers served

Top five stations in Oct. 09 by total passengers served:

❑ Staples Mill	20,564
❑ Lorton	18,936
❑ Alexandria	11,755
❑ Newport News	9,845
❑ Charlottesville	8,537

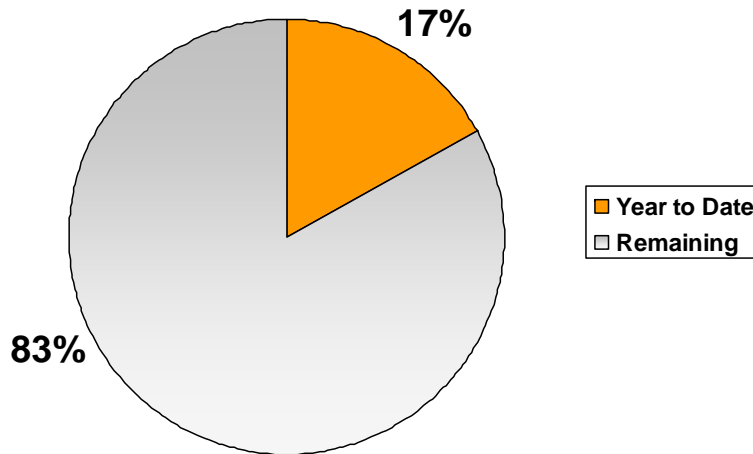
Top five Virginia stations: % growth Oct 08 - Oct 09

Top five stations by percentage growth in total number of passengers served from Oct 08 to Oct 09:

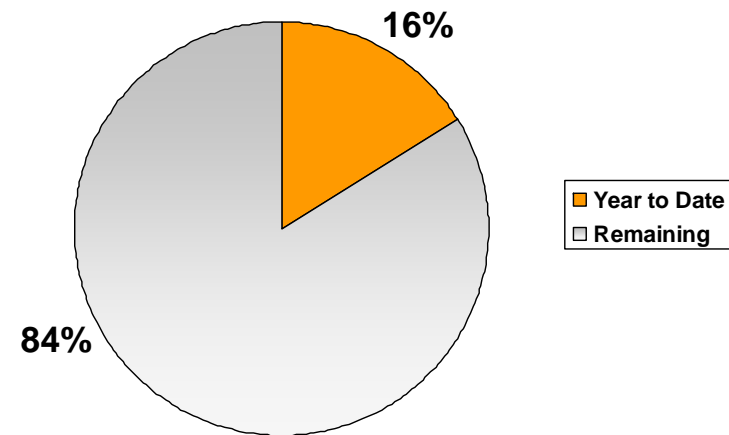
- | | |
|----------------------|------|
| 1. Lynchburg | +68% |
| 2. Manassas | +54% |
| 3. Culpeper | +52% |
| 4. Charlottesville | +37% |
| 5. Richmond Main St. | +25% |

New Lynchburg Train Performance: Oct 09

Ridership



Revenue



- ❑ Ridership achieved to date is 8,585, exceeding the monthly target by 97%
- ❑ Revenue achieved to date is \$414,410, exceeding the monthly target by 89%

December 2009

Notes on Lynchburg Train Performance

- ❑ October 09 results are not typical, since this was the first month of service and significant promotional support was provided to launch the new train.
- ❑ Although it is difficult to predict future performance, ridership and revenue tend to decline in winter months and increase in summer months.
- ❑ The cost of fuel, the number of holidays and weekends, and other economic factors will also influence performance of the new train.
- ❑ While the first month's results are encouraging, we will have a better sense of the train's performance after the first quarter of performance reporting.



Virginia Department of Rail and Public Transportation

The Smartest Distance Between Two Points

www.drpt.virginia.gov

drptpr@drpt.virginia.gov

804-786-4440

December 2009