



Transportation Enhancement Program Proposed Policy Changes

September 17, 2009
Michael Estes, P.E.
Director, Local Assistance Division

Program Overview

- Mandatory 10% STP Program Set-Aside
- 12 eligibility categories
- Current CTB Policy
 - Annual allocation (~\$15M-\$20M) divided equally among members
 - Consider all eligible projects
 - Applications scored annually (scoring criteria based on 2006 CTB resolution)
 - Funding requests limited to \$1M annually per project
 - Must fund a minimum of 25% of requested amount
 - Receive ~ 150-200 project applications annually
 - CTB allocates funds to ~ 100 projects annually

Program Status

- Due to funding limitations and large number of requests - large pool of projects not yet completed:
 - 817 projects have received funding since 1993 (through FY10)
 - 389 projects completed
 - 120 under construction (may have multiple phases)
 - 308 in project development
- Only 56% of allocated funds have been expended
- Virginia lags behind other states in reimbursement rates (as reported by FHWA)

Proposal

Program Goals summarized in June workshop


- Focus resources on completing existing projects
- Apply any funding for new projects to those that promote core transportation function:
 - Pedestrian and Bicycle Facilities
 - Pedestrian and Bicycle Safety and Education
 - Landscaping and Scenic Beautification along Corridors
 - Preservation of Abandoned Railway Corridors and Conversion to Trails
- Modify policy to better enable projects to reach completion

Survey Responses

- Response from all CTB members
- Some provided responses related to only one area or general thoughts
- Several proposals had strong support



Need to Change?

1. Do you believe the existing CTB policy can be strengthened to ensure more projects are completed in a timely manner so that funds are more effectively utilized?

		Response Percent	Response Count
YES		100.0%	11
NO		0.0%	0
		<i>answered question</i>	11
		<i>skipped question</i>	2

Increase min. allocation to 50%?

3. Are you supportive of an increase in the minimum allocation requirement from 25% to 50% of the requested amount in order to ensure these projects come to fruition?

	Response Percent	Response Count
YES 	66.7%	8
NO 	33.3%	4
Other Comments		5
<i>answered question</i>		12
<i>skipped question</i>		1



Fully fund requests < \$200,000?

4. The average project allocation is approximately \$200,000. Would you be in favor of fully funding selected projects that request \$200,000 or less?

	Response Percent	Response Count
YES 	90.9%	10
NO 	9.1%	1
Other Comments		5
<i>answered question</i>		11
<i>skipped question</i>		2



Promote Core Transportation?

5. Are you in favor of limiting future project selections (not existing projects) based on fewer categories that promote a core transportation function (bike/ped, streetscape and corridor landscaping and beautification projects)?

	Response Percent	Response Count
YES 	90.9%	10
NO 	9.1%	1
Other Comments		2
<i>answered question</i>		11
<i>skipped question</i>		2



2 year Application Cycle?

6. Many states take applications every 2 years in order to pool larger amounts for award and to reduce administrative burden on the selection committee as well as staff. Would you support the introduction of a 2-year application cycle in the future?

	Response Percent	Response Count
YES 	27.3%	3
NO 	72.7%	8
Other Comments		5
<i>answered question</i>		11
<i>skipped question</i>		2

Limit applications for 1 Year?

7. In order to reduce the backlog of projects, would you be in favor of limiting applications for one year to existing projects only?

	Response Percent	Response Count
YES 	72.7%	8
NO 	27.3%	3
Other Comments		5
<i>answered question</i>		11
<i>skipped question</i>		2

Ranking Effectiveness

8. Please score the following options for potential policy changes based on the changes you think would be most effective in ensuring more projects are completed in a timely manner and/or the funds are more effectively used? Score these on a scale of 1 to 5 with (1=very effective, strongly support) and (5=not effective, strongly opposed).

	Very Effective (strongly support) 1	2	3	4	Not Effective (strongly opposed) 5	Rating Average	Response Count
Increasing minimum allocation from 25% to 50% of the requested amount	66.7% (6)	0.0% (0)	11.1% (1)	11.1% (1)	11.1% (1)	2.00	9
Limiting applications to existing projects only for one year	10.0% (1)	50.0% (5)	40.0% (4)	0.0% (0)	0.0% (0)	2.30	10
Limiting categories to those categories that promote core transportation functions	36.4% (4)	36.4% (4)	18.2% (2)	9.1% (1)	0.0% (0)	2.00	11
Implementing 2 year application cycle	10.0% (1)	10.0% (1)	10.0% (1)	40.0% (4)	30.0% (3)	3.70	10
Fully funding selected requests of \$200,000 or less	80.0% (8)	0.0% (0)	10.0% (1)	10.0% (1)	0.0% (0)	1.50	10
Fully funding all requests for selected new projects less than \$500,000	27.3% (3)	18.2% (2)	18.2% (2)	27.3% (3)	9.1% (1)	2.73	11
District CTB members focusing on existing projects and Secretary and At-Large members focusing on significant (>\$1M) projects that focus on core transportation functions	10.0% (1)	0.0% (0)	20.0% (2)	40.0% (4)	30.0% (3)	3.80	10
<i>answered question</i>							11
<i>skipped question</i>							2

Recommendations

Proposals that can be implemented in FY2011 (for applications due December 1st)

- Increase minimum allocation from 25% to 50%
- Fully fund any project selected estimated to cost \$200,000 or less

Recommendations

Additional Proposal (FY12)

- Limit applications to existing projects only for one year (proposed for applications due Dec 1, 2010)

Additional Proposals (FY13)

- Apply any funding for new projects to those that promote core transportation function:
 - Pedestrian and Bicycle Facilities
 - Pedestrian and Bicycle Safety and Education
 - Landscaping and Scenic Beautification along Corridors
 - Preservation of Abandoned Railway Corridors and Conversion to Trails

Solicitation of Feedback

- Website
- Targeted Notification to:
 - Localities
 - VACO & VML
 - Special Interest Groups
 - Participants at Upcoming Enhancement Workshops

Next Steps

June

CTB Workshop Presentation

September

CTB Workshop Presentation

October

Feedback on Proposals
Project Sponsor Workshops

November

CTB Workshop Presentation
CTB Action on Revised Policy

December 1st

Application Deadline
(Some Changes implemented)



Transportation Enhancement Program Proposed Policy Changes

September 17, 2009
Michael Estes, P.E.
Director, Local Assistance Division