
Additional Stimulus Project Recommendations

Commonwealth Transportation Board

Reta R. Busher, CFO

May 20, 2009

Transportation: \$47.9 Billion Nationwide (6.1% of ARRA Total)

- **Discretionary Grant Program** **\$1.5 Billion**
- **Aviation** **\$1.3 Billion**
- **Rail** **\$9.3 Billion**
- **Public transportation** **\$8.4 Billion**
- **Highways** **\$27.5 Billion**

Recovery Act Public Participation

- **\$466 billion in Virginia projects submitted to Governor's website**
- **\$194 billion in transportation projects submitted or 41.6% of the total value submitted**
- **9,160 total projects submitted**
- **1,800 transportation projects or 19.6% of the total projects submitted**

Recovery Act Highway Priorities

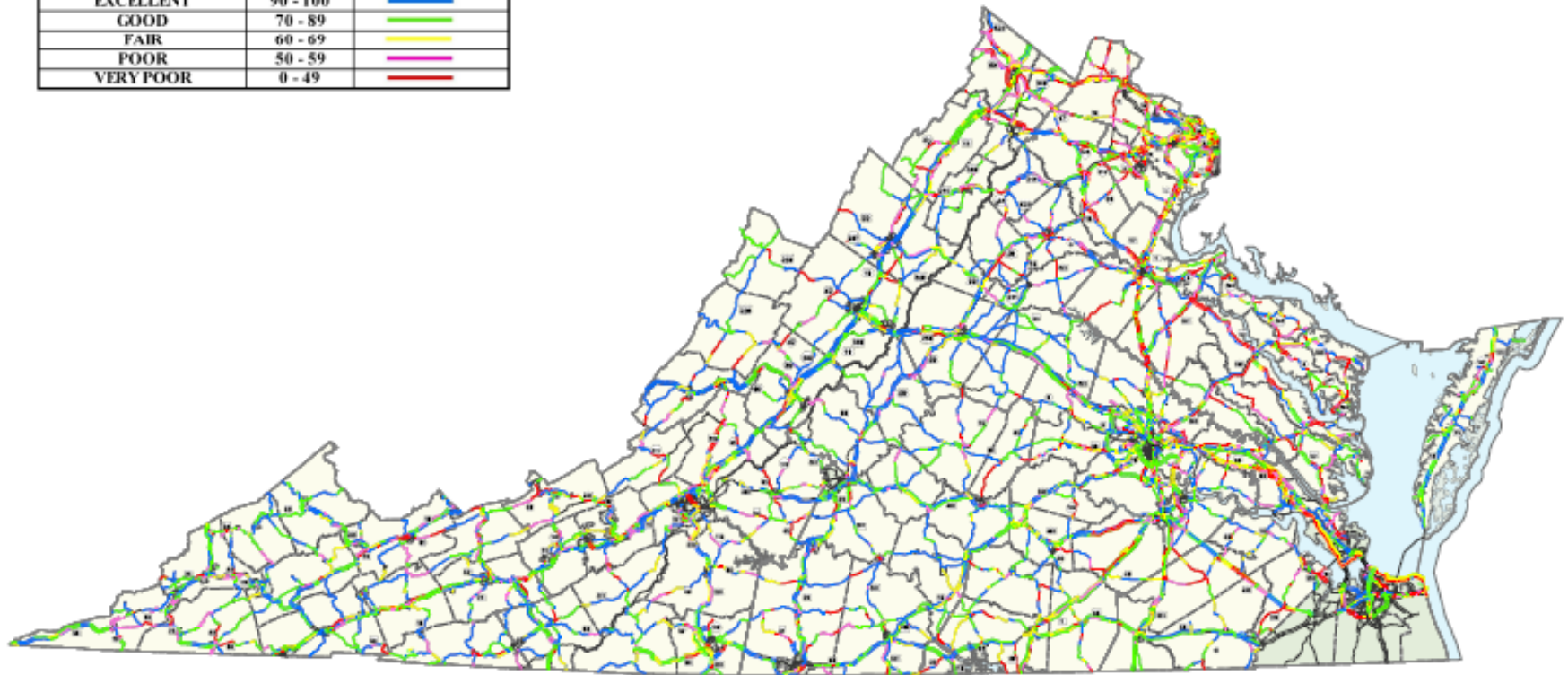
- **Federal Project Priorities**
 - ✓ **Meet all federal requirements**
 - ✓ **50% funding obligated by June 29, 2009**
 - ✓ **Complete within 3 years (February 17, 2012)**
 - ✓ **Economically distressed areas**

- **Commonwealth Program Priorities**
 - ✓ **Structurally Deficient Bridges**
 - ✓ **Deficient Pavements**
 - ✓ **BRAC**
 - ✓ **Cancelled/delayed highway and rail projects**
 - ✓ **Citizen suggestions**

INTERSTATE AND PRIMARY PAVEMENT CONDITION - 2008

\$1 Billion in immediate needs

PAVEMENT CONDITION	CCI RATING	COLOR SCHEME
EXCELLENT	90 - 100	Blue
GOOD	70 - 89	Green
FAIR	60 - 69	Yellow
POOR	50 - 59	Pink
VERY POOR	0 - 49	Red



0 5 10 20 30 40 Miles

Denotes pavement sections 1) not maintained by VDOT
2) overlaps with other sections 3) not rated

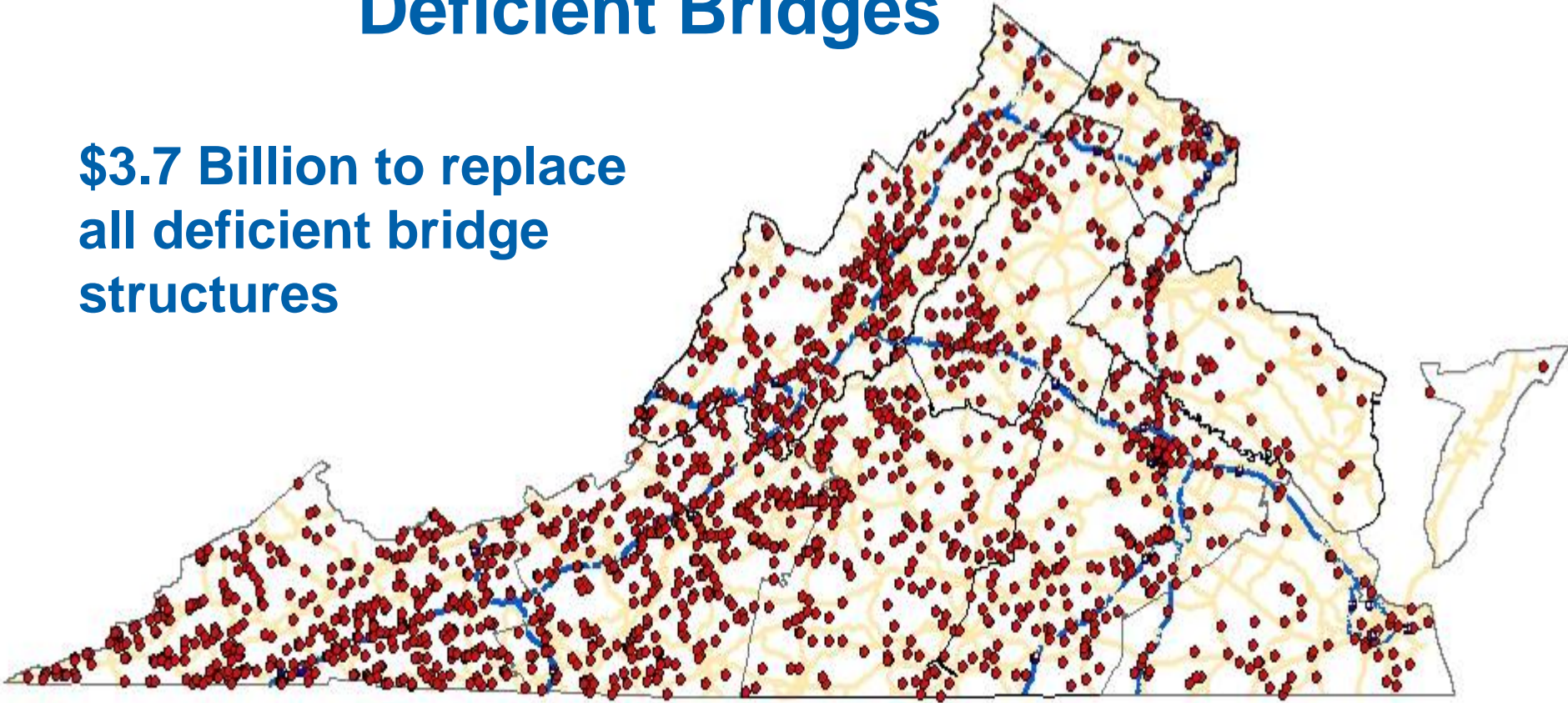
Note: Data was collected between December 2007 and March 2008

VDOT Virginia Department of Transportation

Asset Management

Commonwealth Priorities: Deficient Bridges

**\$3.7 Billion to replace
all deficient bridge
structures**



Consultation Process

- **USDOT and FHWA**
- **Congressional Delegation**
- **General Assembly**
 - **House Appropriations/Senate Finance**
 - **Joint Commission on Transportation Accountability**
- **Metropolitan Planning Organizations**
- **Localities and Advocacy Groups**

Allocation Process

- **Citizen Recommendations**
- **VDOT/DRPT/MPO Recommendations**
- **CTB review and approval of project allocations**
- **TIP amendments through MPOs as necessary**
- **Governor certifies the project list to the USDOT**
- **Obligate funds with FHWA**
- **Execute projects**

Discretionary Grant Program: \$1.5 Billion Nationwide

- **\$1.5 Billion competitive program for projects of national or regional significance**
- **Administered by USDOT**
- **Eligible projects shall include but not be limited to**
 - **Highways, bridges, eligible under title 23**
 - **Improvements to rural collectors**
 - **Transit under chapter 53 of title 49**
 - **Passenger and freight rail**
 - **Port infrastructure**

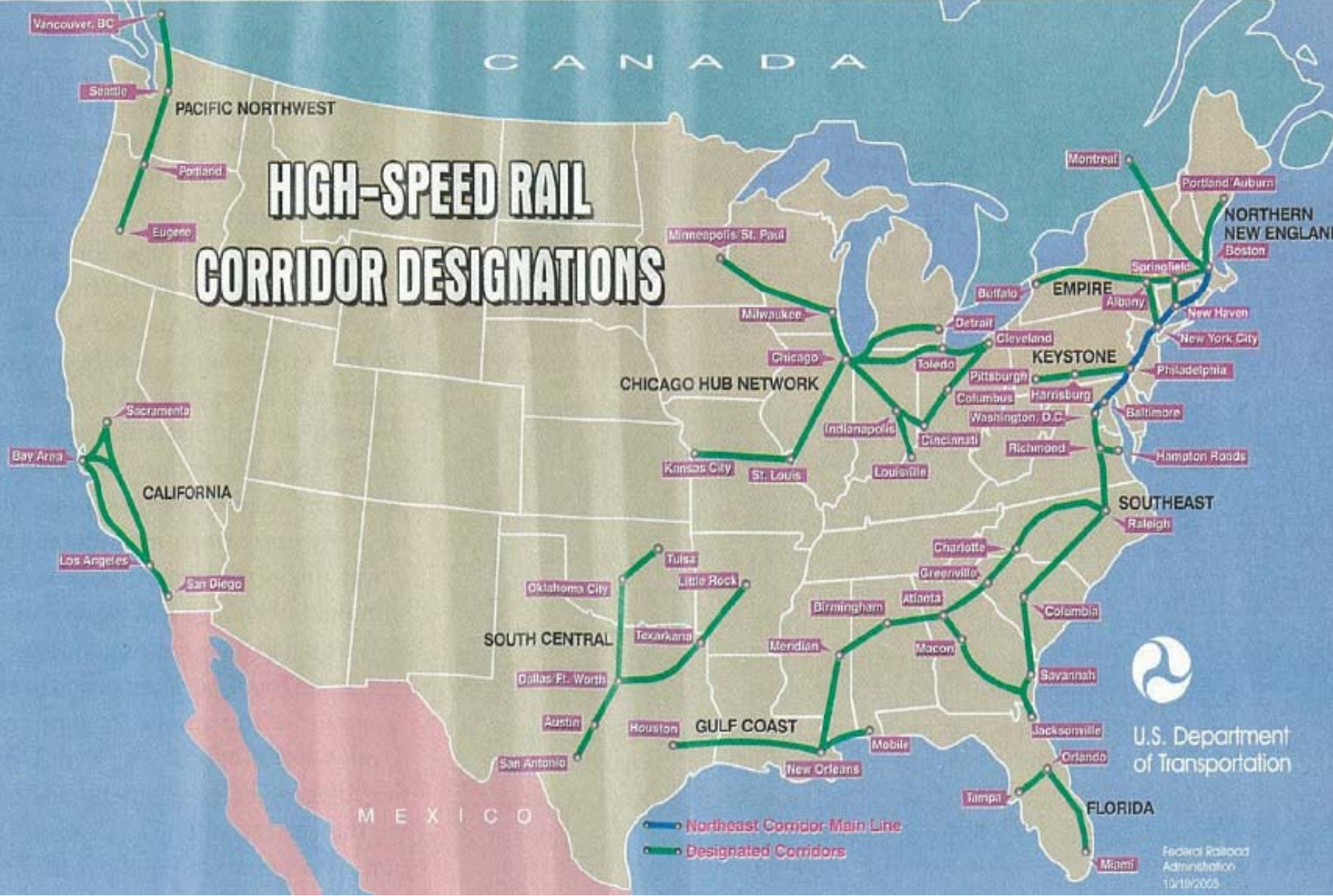
Aviation: \$1.3 Billion Nationwide

- **\$200 Million for FAA infrastructure**
- **\$1.1 Billion in grants for noise abatement, soundproofing, runway incursion prevention**
- **Direct FAA funding to Virginia Airports**
 - **Dulles runway \$15 Million**
 - **Franklin runway \$2.6 Million**
 - **Mobile rescue trainer \$2.4 Million**

Rail: \$9.3 Billion Nationwide

- **\$8 Billion high speed and intercity rail corridor program**
 - Available until 9/30/12
 - Federal Railroad Administration released strategic plan in mid-April
 - Program focus will be on (i) individual projects and (ii) corridor development
 - By mid-June USDOT to issue interim guidance to applicants
- **\$1.3 Billion for Amtrak capital grants**

HIGH-SPEED RAIL CORRIDOR DESIGNATIONS




U.S. Department of Transportation

-  Northeast Corridor Main Line
-  Designated Corridors

Federal Railroad Administration
10/10/2005

Public Transportation: \$8.4 Billion Nationwide

- **\$6.9 Billion available through 9/30/2010**
 - \$5.5 Billion for urbanized area formula grants, directly to operators
 - \$700 Million for rural area formula, pass through DRPT
 - \$700 Million for growing states & high density program, funds allocated to states based on formula and are used for urbanized area formula grants and rural area formula grants
 - 50% must be obligated within 180 days, portion not obligated is redistributed to other transit agencies or States
 - Remaining 50% must be obligated within 1 year or is redistributed
- **\$750 Million in rail modernization grants, distributed by formula**
- **\$750 Million in rail new starts and small starts grants, rules to be developed**

Transit: Urbanized Formula Grants

- **Washington Metropolitan Area Transit Authority**
- \$202 million; facilities, buses, equipment
- **Virginia Railway Express**
- \$9.8 million; locomotives
- **Potomac and Rappahannock Transportation Commission**
- \$3.9 million; bus and capital replacement
- **Greater Richmond Transit Company**
- \$13.8 million; transit center, paratransit vehicles
- **Hampton Roads Transit**
- \$24.1 million; facilities buses, equipment

Transit: Small Urban and Rural Grants

- Virginia received \$30.5 million for small urban and rural grants
- In April the Commonwealth Transportation Board (CTB) allocated \$17.3 million in initial grants
 - Small urban: \$13.5 million
 - Rural: \$ 3.8 million
- DRPT will solicit grant applications for remaining \$13.2 million late Summer/ early Fall
- CTB will consider grants this Fall

Highways: \$27.5 Billion Nationwide

- **Virginia will receive \$694.5 Million**
 - **Enhancements: 3% - \$20.8 million**
 - **STP formula: 30% - \$208.4 million**
 - **Statewide: 67% - \$465.3 million**
- **States must obligate at least 50% of discretionary funds within 120 days**
- **Successful states may receive bonus distribution from those states or programs that have not fully obligated federal funds**

ARRA Allocation: Highway Projects

- All cost estimates are subject to change
- At the April CTB meeting \$328 million in initial paving, bridge, BRAC, rail and locally-committed projects was approved
- Five large urban metropolitan planning organizations receive \$118 million directly – project review underway
- Approximately \$250 million in ARRA funds remaining for allocation
- Final recommendations for majority of remaining funds are highlighted in orange

Mandatory Enhancement Projects: \$20.8 Million

- **Timeline requires a small number of projects**
- **Major trail projects especially those with tourism or economic development potential:**
 - **Virginia Capital Trail** **\$8.1 million**
 - **Dismal Swamp Canal Trail** **\$1.3 million**
 - **High Bridge Trail** **\$2.0 million**
 - **Roanoke River Greenway** **\$2.0 million**
 - **Tobacco Heritage Trail** **\$6.0 million**
 - **Valley Pike Trail** **\$0.9 million**
 - **USMC Heritage Trail** **\$0.5 million**

BRAC Projects: \$96 Million

- **Fort Lee (Richmond) – 7,800 BRAC Jobs**
 - Route 36 Corridor – Prince George County and City of Hopewell
 - \$11.4 million
- **Fort Belvoir (NoVA) – 11,900 BRAC Jobs**
 - Fairfax County Parkway Phase III & IV – Fairfax County
 - \$60.1 million
- **Fort Eustis (Hampton Roads) – 1,700 BRAC Jobs**
 - Fort Eustis Blvd – York County and City of Newport News
 - \$24.5 million

Structurally Deficient and Functionally Obsolete Bridges: \$116.1 Million

- **119 small structurally deficient bridges to be repaired through 7 design build contracts - \$66.1 million**
- **Robertson Bridge (Danville) - \$28.9 million**
- **Route 61 Narrows Bridge (Narrows) - \$15.7 million**
- **Route 630/CSX Bridge (Stafford) - \$5.4 million**

Deficient Pavements: \$110.9 Million

- **430+ lane miles of interstate and primary highway paving or overlay**
- **Pavement index of 53 or less for most of the segments**
- **No right-of-way required and environmental documentation complete**
- **\$110.9 Million in estimated contract value**
- **CTB approved additional pavement projects to allow additional projects to be advanced if initial projects come in under bid**
- **Mercury Blvd. paving (Hampton) - \$3.6 million**

Initial Allocation: Deficient Pavement Projects

District	Cost	Lane Miles
Bristol	\$9.6 Million	31
Culpeper	\$15.2 Million	115
Fredericksburg	\$16.5 Million	76
Hampton Roads	\$23.7 Million	56
Lynchburg	\$4.4 Million	6
Northern Virginia	\$10.2 Million	69
Richmond	\$11.3 Million	56
Salem	\$18.4 Million	19
Staunton	\$1.6 Million	8
TOTAL	\$110.9 Million	436

Possible Additional Deficient Pavement Projects

- **Interstate 81 Smyth County**
- **Primary Route 220 Botetourt County**
- **Primary Route 58 & Route 220 Henry County**
- **Primary Route 344 & Route 501 Halifax County**
- **Interstate 264 Portsmouth**
- **Interstate & Primary James City County**
- **Primary Route 17 Caroline County**
- **Primary Route 3, 1 & 17 King George, Spotsylvania, & Stafford Counties**
- **Primary Route 29, 230, & 231 Madison & Rappahannock**
- **Primary Route 27, 29, 110, 124, 237, & 309 Arlington County**
- **Primary Route 1, 235, 236, 241, & 242 Fairfax County**

Rail Projects: \$61.7 Million

- **Route 164 Rail relocation (Portsmouth) - \$9.0 million**
- **NIT Central Rail Yard (Norfolk) - \$17.8 million**
- **Acca Yard PE (Richmond/Henrico) - \$10.0 million**
- **Route 28 Manassas Rail Grade Crossing - \$24.9 million**

Highway Construction: \$122.9 Million

- **Route 3 widening (Spotsylvania Co) - \$25.2 million**
- **Princess Anne Road widening (Virginia Beach) - \$16.7 million**
- **Port Republic Road (Harrisonburg) - \$22.1 million**
- **Fair Lakes Interchange (Fairfax Co) - \$13.0 million**
- **I-64 Safety Improvements (Alleghany) – \$19.0 million**

Highway Construction: \$122.9 Million

- **I-64 Exit Improvements (Charlottesville) - \$2.7 million**
- **Courthouse Road Interchange (Arlington) - \$10.3 million**
- **German School Road (Richmond) - \$3.3 million**
- **Witchduck Road widening (Virginia Beach) - \$10.6 million**

Possible Additional Recovery Act Highway Construction Projects

- **Commander Shepard**
- **Meadowville Interchange**
- **I-664 Pavement**
- **I-581/Elm Avenue**
- **Route 667 to Route 638**
- **Route 221**
- **Pacific Avenue**
- **Route 50 Widening**
- **Route 7 Congestion Management**
- **Route 83 Reconstruction**
- **Route 501 Bridge**

In Summary

- **CTB approved \$328 million in projects on April 16, 2009**
- **The Governor certified on May 12, 2009 VDOT's first list of ARRA projects totaling \$160.2 million**
- **FHWA has obligated \$120.2 million**
- **VDOT has advertised \$177 million**
- **\$204 million proposed for CTB approval today**

Additional Stimulus Project Recommendations

Commonwealth Transportation Board

Reta R. Busher, CFO

May 20, 2009