



Director's Report

March 2024



DRPT Next Stop 2030

Next Stop: 2030

DRPT's Strategic Plan

- **Create a positive impact on the Commonwealth:** Provide support and solutions to positively impact the lives of Virginians, the economy, and the environment
- **Foster innovative practical solutions:** Challenge the status quo, creating solutions while sharing new ideas and innovative practices that contribute to better transportation outcomes
- **Convene with partners and stakeholders:** Bring together the right people at the right time to leverage resources, address important transportation issues, and create the best solutions collaboratively
- **Cultivate a sustainable well-managed organization:** Deliver exceptional service with an engaged workforce that effectively manages public assets and promotes transparency

Create a positive impact on the Commonwealth

- **Improve access to reliable transportation.**

- DRPT worked with the University of Virginia to move the Charlottesville Virginia Breeze bus stop to serve campus grounds. The move occurred February 17 and is anticipated to increase ridership along the Piedmont Express route.
- DRPT staff and partners are working to expand commuter service from Front Royal to DC, and to expand vanpools across the state.

- **Increase throughput of people and goods.**

- Public transit in Virginia provided 116 million trips in calendar year 2023 – 24 million more than in calendar year 2022.
- Ridership across all agencies in December 2023 (including WMATA and VRE) was 20% higher year-over-year than December 2022.

- **Promote factors driving economic vitality and development.**

- The Commonwealth Railway Median Rail Project in Chesapeake and Suffolk completed its 15th (and final) year of performance, completing the Commonwealth's contingent interest. CWRV reported that 3 million containers used the line since 2008, nearly double the requirement outlined in the initial grant.

Foster innovative practical solutions

- **Be the ‘go-to’ organization for best practices, technical assistance, and implementation of innovative transportation solutions.**
 - DRPT is working with WMATA to develop WMATA’s FY25 budget and business plan.
 - DRPT’s Jen Monaco was nominated to Chair the WMATA Jurisdictional Coordinating Committee (JCC) for calendar year 2024. The JCC is comprised of staff from all WMATA member jurisdictions and provides input into WMATA financial, planning, and service initiatives.
- **Foster a culture of innovation.**
 - DRPT executed a federal grant that will be used to conduct a study for Petersburg Area Transit. The study will be a comprehensive review of PAT’s transit system and identify ways public services can help areas emerge from lingering poverty.
- **Align program and funding criteria to support practices to revolutionize transportation.**
 - DRPT’s Rail Planning team has convened a meeting with VDOT Section 130 team to discuss a joint prioritization plan for the Federal Highway Administration’s Section 130 fund projects and Federal Railroad Administration Rail Crossing Elimination Program projects.

Convene with partners and stakeholders

- **Collaborate proactively with partners and stakeholders.**
 - The DRPT Rail Planning Team is coordinating with the MPOs in the I-81 and US Route 29 Corridors to alert them to the FRA Long Distance Passenger Rail Study's opportunity for comment on Route Identification, which includes a route from New York to Houston that would link DC to Roanoke Amtrak service through southwest Virginia and Bristol to Chattanooga, TN and onto Atlanta. The comment period for Route Identification ended on March 8.
- **Engage with partners and stakeholders at the right time to maximize DRPT's influence.**
 - DRPT released an update to its State Management Plan (SMP) for public comment. The SMP is required to receive funding from the Federal Transit Administration and provides the policies and procedures DRPT follows to administer federal funding.

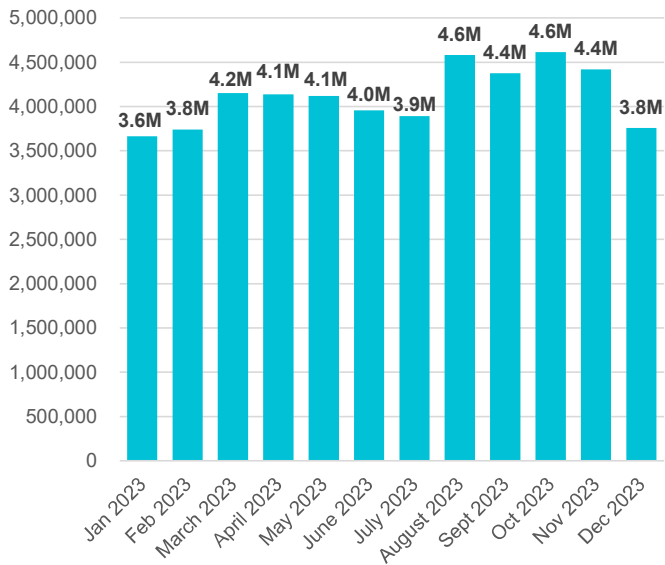
Cultivate a sustainable well-managed organization

- **Promote DRPT's compelling story and valuable contribution with internal and external stakeholders.**
 - DRPT is partnering with graduate students at VCU to develop a capstone project revolving around fare collection policies. The outcome of the project will be a series of items for agencies to consider around this issue.
- **Enhance the customer experience through well-designed processes and systems.**
 - DRPT has updated its Open Data Portal with a new SMART SCALE dashboard and more detailed analysis of performance metrics. The dashboard is required by state code. This new approach uses a lower cost software and in-house staff at a significant cost savings to the agency.
- **Be good stewards of public resources.**
 - DRPT is participating in workshops with the Federal Transit Administration in preparation for an upcoming State Management Review. The review evaluates DRPT's use of federal funding over the last three-year period.

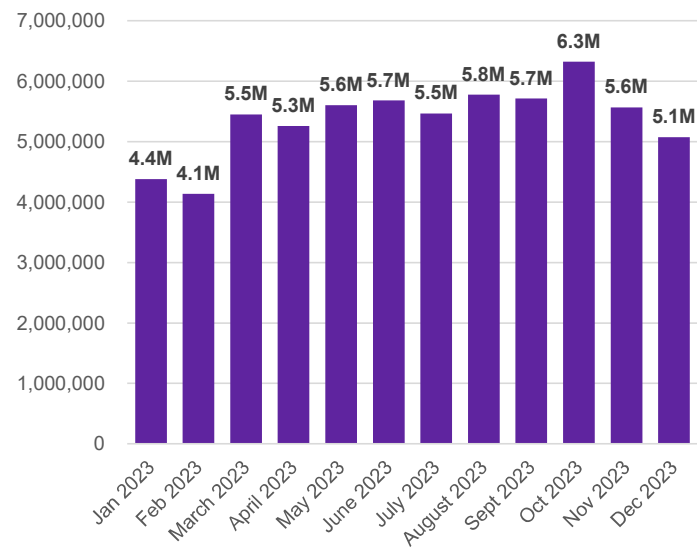
Performance Measures

Statewide Transit Ridership

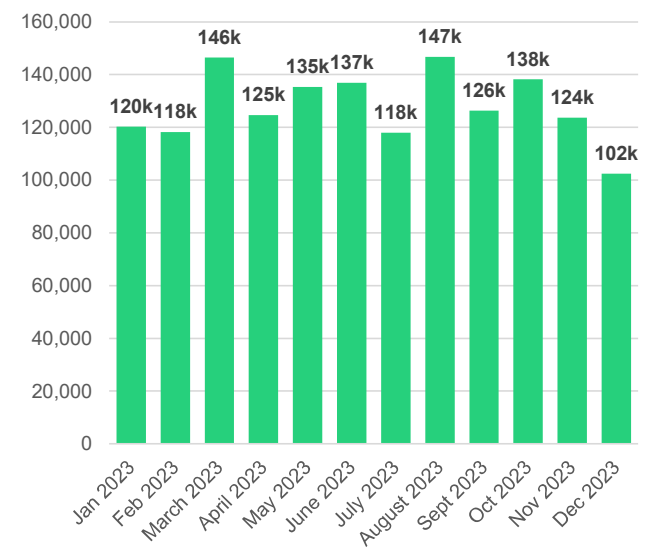
Statewide Transit Ridership – January 2023 to December 2023



Virginia Agencies



WMATA



VRE

Agencies	Jan 2023	Feb 2023	March 2023	April 2023	May 2023	June 2023	July 2023	August 2023	Sept 2023	Oct 2023	Nov 2023	Dec 2023	Total
Virginia Agencies	3,664,484	3,741,040	4,150,599	4,135,441	4,118,535	3,958,207	3,890,336	4,581,111	4,376,334	4,612,571	4,420,770	3,757,682	49,407,110
VRE	120,228	118,181	146,391	124,664	135,314	136,900	117,951	146,686	126,328	138,189	123,610	102,453	1,536,895
WMATA	4,380,844	4,137,898	5,451,449	5,258,278	5,603,271	5,679,896	5,465,891	5,777,047	5,712,322	6,323,067	5,566,283	5,072,553	64,428,799
All Agencies + VRE + WMATA	8,165,556	7,997,119	9,748,439	9,518,383	9,857,120	9,775,003	9,474,178	10,504,844	10,214,984	11,073,827	10,110,663	8,932,688	115,372,804

Statewide Ridership Comparison: December Year-to-Year

Transit ridership for Virginia agencies in December 2023 was 11% higher than December 2022.

- Bus ridership was 11% higher

December 2023 ridership for Virginia agencies was 86% of pre-pandemic December 2019 levels.

- Bus ridership was 84% of 2019 levels

VRE ridership in December 2023 was 12% higher than December 2022 and 32% of pre-pandemic December 2019 levels.

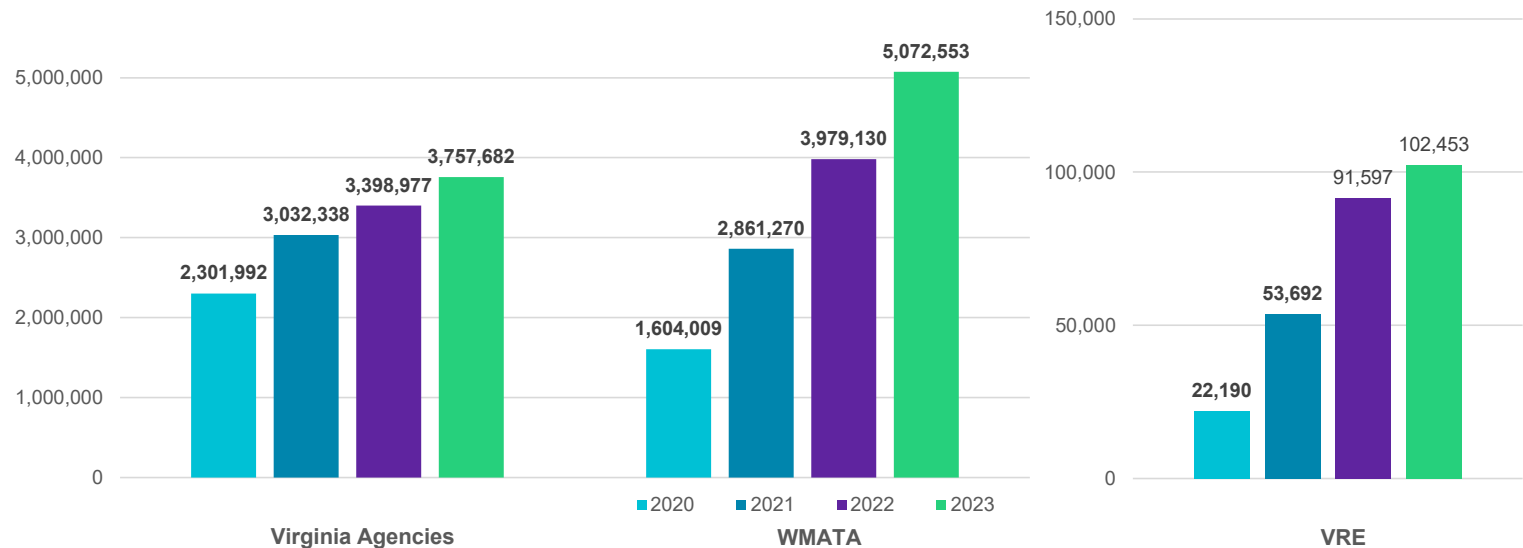
WMATA ridership in December 2023 was 27% higher than in December 2022.

- Bus ridership was 17% higher
- Heavy rail (Metro) was 31% higher

December 2023 WMATA ridership was 61% of pre-pandemic December 2019 levels.

- Bus ridership was 84% of December 2019 levels
- Heavy rail (Metro) was 58% of December 2019 levels

Ridership Comparison: Year-to-Year
2020 – 2023



Mode	2020	2021	2022	2023	2023 vs 2020	2023 vs 2021	2023 vs 2022
Virginia Agencies	2,301,992	3,032,338	3,398,977	3,757,682	63%	24%	11%
VRE	22,190	53,692	91,597	102,453	362%	91%	12%
WMATA	1,604,009	2,861,270	3,979,130	5,072,553	216%	77%	27%
All Agencies + VRE + WMATA	3,928,191	5,947,300	7,469,704	8,932,688	127%	50%	20%

Virginia Breeze Ridership - December

In December 2023, ridership on VA Breeze routes totaled 6,126 which was:

- 214% higher than original estimates, and
- 13% higher than December 2022

For the month of December 2023, the VA Breeze contributed to a reduction of 270 metric tons of CO₂ equivalent emissions.

Valley Flyer:

- Ridership – 8% higher than December 2022
- Farebox Rev. – 7% higher than December 2022

Piedmont Express:

- Ridership – 10% higher than December 2022
- Farebox Rev. – 12% higher than December 2022

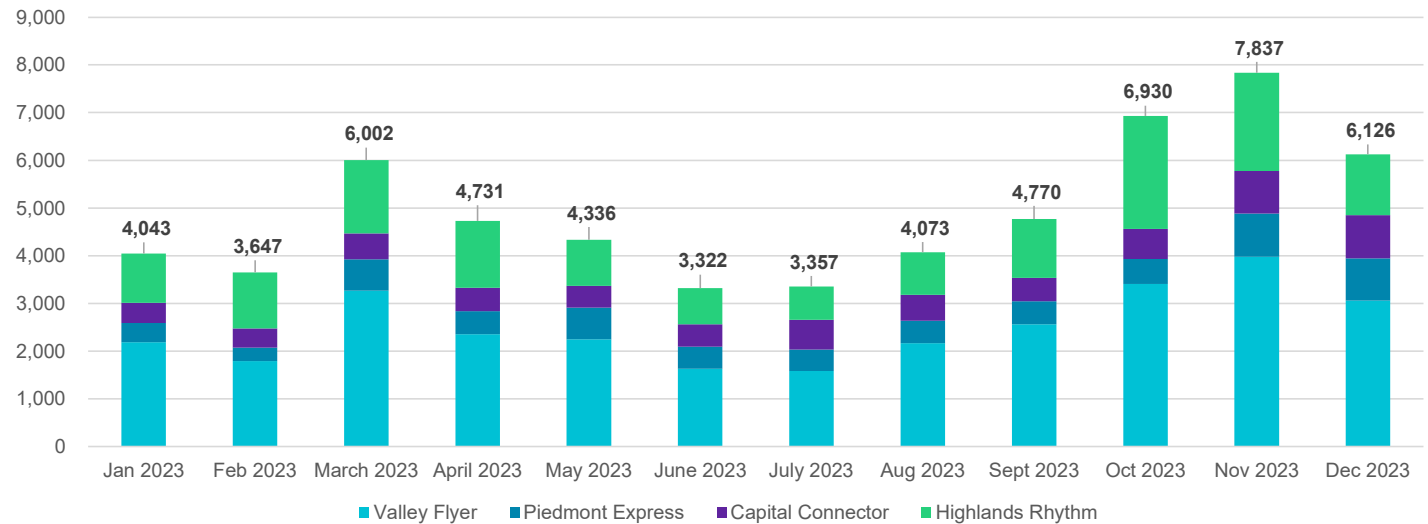
Capital Connector:

- Ridership – 50% higher than December 2022
- Farebox Rev. – 47% higher than December 2022

Highlands Rhythm:

- Ridership – 9% higher than December 2022
- Farebox Rev – 9% higher than December 2022

Virginia Breeze Ridership by Route – January 2023 to December 2023



Route	Jan	Feb	March	April	May	June	July	Aug	Sept	Oct	Nov	Dec	Total
Valley Flyer	2,187	1,793	3,269	2,351	2,248	1,627	1,586	2,166	2,562	3,407	3,975	3,058	30,229
Piedmont Express	402	278	656	483	664	468	446	469	486	521	907	887	6,667
Capital Connector	421	404	544	493	455	468	625	545	488	634	891	908	6,876
Highlands Rhythm	1,033	1,172	1,533	1,404	969	759	700	893	1,234	2,368	2,064	1,273	15,402
All Routes	4,043	3,647	6,002	4,731	4,336	3,322	3,357	4,073	4,770	6,930	7,837	6,126	59,174

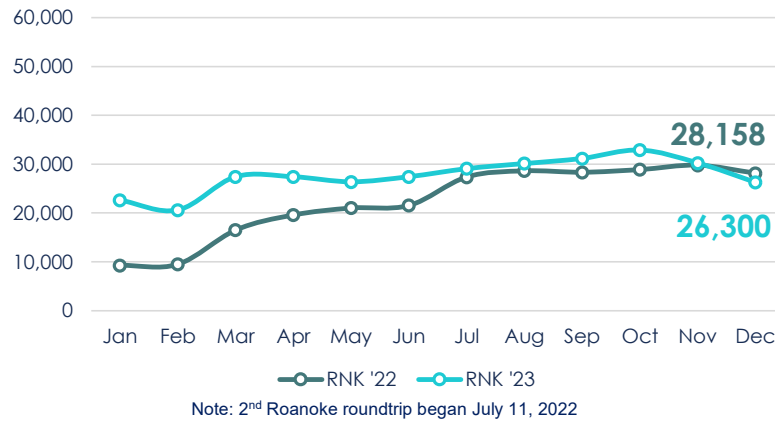
Amtrak Virginia Ridership (Virginia Passenger Rail Authority)

Virginia-Supported Monthly Ridership by Route 2023 vs 2022

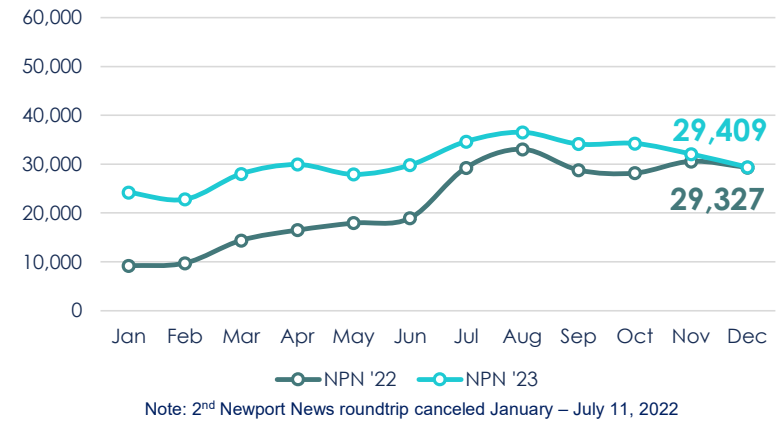
Four trains were canceled December 31st due to Northeast Corridor outages (2 RNK, 1 NFK, 1 RVM)

Three of the four routes saw ridership growth year over year.

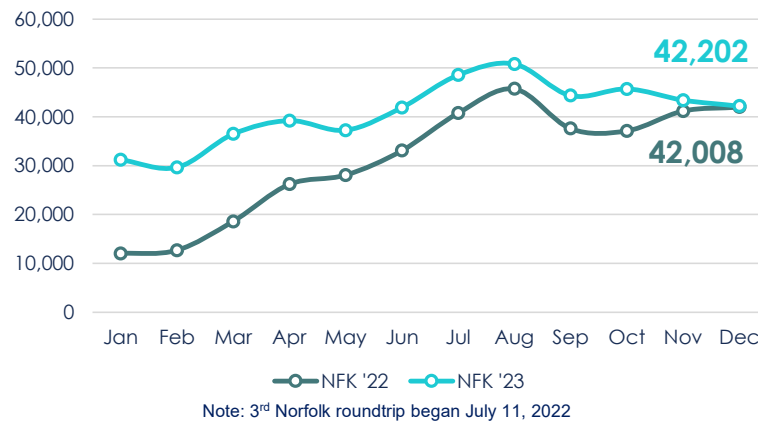
Route 46: Roanoke (-6.6%)



Route 47: Newport News (+0.3%)



Route 50: Norfolk (+0.5%)



Route 51: Richmond (+7.4%)

