



COMMONWEALTH of VIRGINIA

Commonwealth Transportation Board

Shannon Valentine
Chairperson

1401 East Broad Street
Richmond, Virginia 23219

(804) 786-2701
Fax: (804) 786-2940

Agenda item #16

RESOLUTION OF THE COMMONWEALTH TRANSPORTATION BOARD

December 9, 2020

MOTION

Made By: Mr. Rucker, Seconded By: Dr. Smoot

Action: Motion Carried, Unanimously

**Title: Action on Fiscal Year 2021 Annual Budgets
Commonwealth Transportation Fund, Department of Rail and Public Transportation and
the Virginia Department of Transportation**

WHEREAS, the Commonwealth Transportation Board is required by §§ 33.2-214 (B) and 33.2-221 (C) of the *Code of Virginia (Code)* to administer and allocate funds in the Transportation Trust Fund, based on the most recent official Commonwealth Transportation Fund revenue forecast; and

WHEREAS, § 33.2-1524.1 of the *Code* requires a portion of the funds in the Transportation Trust Fund to be set aside and distributed to construction programs pursuant to § 33.2-358, the Commonwealth Mass Transit Fund, Commonwealth Rail Fund, the Commonwealth Port Fund, the Commonwealth Aviation Fund, the Commonwealth Space Flight Fund, the Priority Transportation Fund and a special fund within the Commonwealth Transportation Fund to be used to meet the necessary expenses of the Department of Motor Vehicles; and

WHEREAS, § 33.2-358 (A) of the *Code* requires the Board to allocate each year from all funds made available for highway purposes such amount as it deems reasonable and necessary for the maintenance of roads within the interstate system of highways, the primary system of state highways, the secondary system of state highways and for city and town street maintenance payments made pursuant to § 33.2-319 and payments made to counties which have withdrawn or elect to withdraw from the secondary system of state highways pursuant to § 33.2-366; and

WHEREAS, §33.2-358 (B) of the *Code* requires the Board to allocate available funds for construction and other non-maintenance activities by formula; and

WHEREAS, other sections of the *Code of Virginia* and the current Appropriation Act require certain allocations; and

WHEREAS, pursuant to § 33.2-214 (B), the Commonwealth Transportation Board has established the updated project allocations for the fiscal years 2021 through 2026 in the Six-Year Improvement Program; and

WHEREAS, § 2.2-2100 of the *Code* allows the Board to review and comment on budget items not specifically enumerated to the Board by statute.

NOW, THEREFORE, BE IT RESOLVED by the Commonwealth Transportation Board that the recommended allocations and expenditures required by the various statutes as contained in the budgets for the Commonwealth Transportation Fund, Department of Rail and Public Transportation, and the Department of Transportation for Fiscal Year 2021 are approved.

#####

CTB Decision Brief

Fiscal Year 2021 Annual Budgets

Commonwealth Transportation Fund, Department of Rail and Public Transportation and the Department of Transportation

Issue: Each year, the Commonwealth Transportation Board (CTB or Board) is required by §§ 33.2-214 (B) and 33.2-221 (C) of the *Code of Virginia* to administer, distribute and allocate funds in the Transportation Trust Fund based on the most recent official Commonwealth Transportation Fund revenue forecast; by § 33.2-1524.1, to provide the statutory funding to the Commonwealth Mass Transit Fund, Commonwealth Rail Fund, Commonwealth Port Fund, the Commonwealth Aviation Fund, the Commonwealth Space Flight Fund the Priority Transportation Fund and a special fund in the Commonwealth Transportation Fund to meet the expenses of the Department of Motor Vehicles; and by § 33.2-358 (A) to allocate from all funds made available for highway purposes such amount as it deems reasonable and necessary for the maintenance of roads within the interstate, primary and secondary system of highways and for city and town street maintenance payments and payments to counties that have elected to withdraw from the secondary state highway system. Board approval and finalization of the FY 2021 budgets necessary to effectuate the lawful distribution of available Commonwealth Transportation Fund revenues is sought. The impact of the COVID-19 pandemic delayed consideration of the distribution of available revenues until this time.

Facts: The CTB must adopt a budget that distributes the available revenues of the Commonwealth Transportation Fund to the statutorily defined funds and purposes. The budget shall be based on the most recent official revenue forecasts and debt policy. There are three separate budgets in addition to the Six-Year Improvement Program:

- 1) Commonwealth Transportation Board's Commonwealth Transportation Fund Budget which includes all transportation revenues, including those allocated to the construction program, Commonwealth Transit Fund, Commonwealth Rail Fund, Commonwealth Aviation Fund, Space Flight Fund, Commonwealth Port Fund, the Priority Transportation Fund and the special fund for the Department of Motor Vehicles. It is a summary level budget.
- 2) The Department of Rail and Public Transportation (DRPT) Annual Budget which provides details on estimated expenditures and the related revenues that support the estimated expenditures that are directly provided to the agency for its programs and activities.
- 3) The Department of Transportation (VDOT) Annual Budget which provides details on revenue and allocations that are directly provided to the agency for its programs and activities.

CTB Decision Brief
Fiscal Year 2021 Annual Budgets
December 9, 2020
Page Two

Recommendations: VDOT and DRPT recommend the approval of the Fiscal Year 2021 Annual Budgets for the Commonwealth Transportation Fund, the Department of Transportation, and the Department of Rail and Public Transportation.

Action Required by CTB: The CTB will be presented with a resolution for a formal vote to approve the Fiscal Year 2021 Annual Budgets.

Options: Approve, Deny or Defer. If the CTB chooses not to approve a budget resolution, it will be in violation of state law.

Public Comments/Reactions: The public expects the CTB to utilize the funds dedicated to transportation to address transportation needs.

Fiscal Year 2021

Commonwealth Transportation Fund Budget
December 2020
Final



Virginia Department of Transportation

Budget and Funds Management Division

1221 E. Broad Street, 4th Floor


Richmond, VA 23219

Telephone: (804) 225-3552

Internet Address: <http://www.virginia-dot.org/projects/reports-budget.asp>

Table of Contents

<u>Commonwealth Transportation Fund Revenues</u>	<u>4</u>
<u>Commonwealth Transportation Fund Recommended Distributions</u>	<u>7</u>
<u>Summary of Revenues</u>	<u>11</u>



During its 2020 session, the Virginia General Assembly enacted the Governor's Omnibus Transportation Bill, Chapter 1230 (House Bill 1414), which revised the composition of and increased available revenues for transportation funding in the Commonwealth. Under Chapter 1230, the Commonwealth Transportation Fund (CTF) serves as the fund to which all transportation revenues are deposited and then distributed to programs and funds. These transportation revenues include: (i) motor vehicles fuels taxes and road taxes for diesel fuel; (ii) vehicle registration fees; (iii) highway use fee; (iv) 0.5% statewide sales and use tax; (v) 0.3% statewide sale and use tax for transportation; (vi) 4.15% percent motor vehicles sales and use tax; (vii) motor vehicle rental tax (10 percent of gross proceeds from rentals for most passenger vehicles); (viii) \$0.03 of the \$0.25 per \$100 of assessed value of the statewide recordation tax; (ix) tax on liquid alternative fuel, set at the rate for gasoline; (x) International Registration Plan fees; and (xi) one-third of the revenue from insurance premium taxes.

Chapter 1230 also amends the allocation of funds. Before funds are distributed between the Transportation Trust Fund and the Highway Maintenance and Operating Fund ("HMO Fund"), (i) \$40 million annually will be deposited into the Route 58 Corridor Development Fund; (ii) \$40 million annually will be deposited into the Northern Virginia Transportation District Fund; and (iii) \$80 million annually (as adjusted annually based on changes in consumer price index for urban consumers) will be deposited into the Special Structure Fund. Enactment Clause 11 of Chapter 1230 provides the Commonwealth Transportation Board the ability to take actions deemed necessary in fiscal years 2021, 2022, and 2023 to ensure funds for modal programs and the highway maintenance and operating fund are at least equal to the amounts provided for in the six-year financial plan for the Commonwealth Transportation Fund as in effect on January 1, 2020.

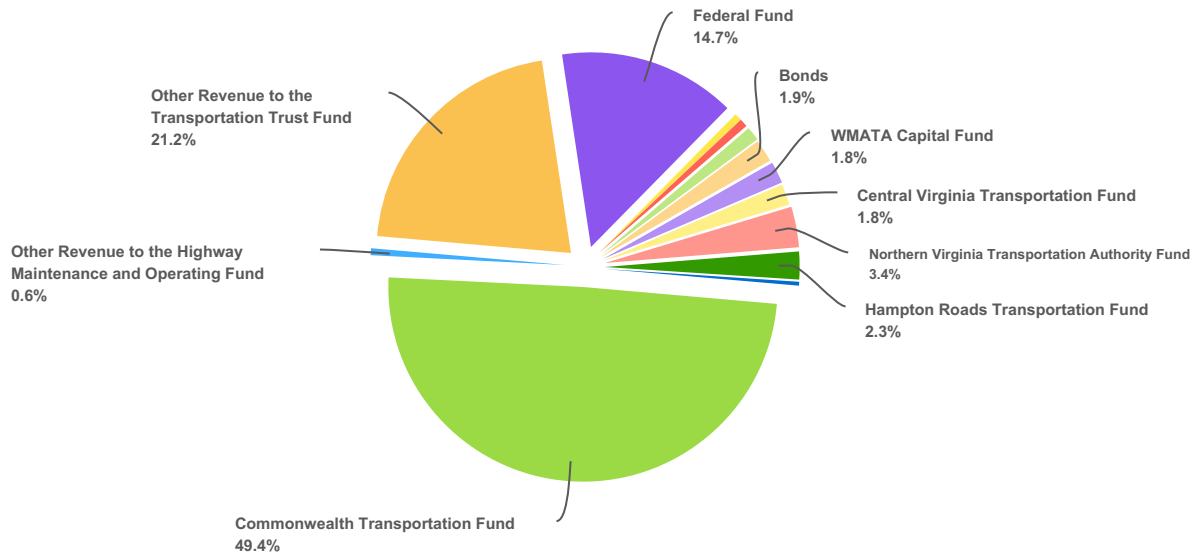
Toll revenue and concession payments to the Commonwealth under the Public-Private Transportation Act of 1995 also would be deposited to the Commonwealth Transportation Fund and allocated to the Transportation Trust Fund (for defined purposes and not available for further distribution). Interest, dividends, and appreciation accrued to the Transportation Trust Fund or the HMO Fund also would be allocated to the Commonwealth Transportation Fund and distributed two-thirds to the Virginia Transportation Infrastructure Bank and one-third to the Transportation Partnership Opportunity Fund.

The remaining funds in the Commonwealth Transportation Fund are allocated 51% to the HMO Fund and 49% to the Transportation Trust Fund. Chapter 1230 directs the following distribution of funds from the Transportation Trust Fund: (i) 53% for construction programs; (ii) 23% to the Commonwealth Mass Transit Fund; (iii) 7.5% to the Commonwealth Rail Fund; (iv) 2.5% to the Commonwealth Port Fund; (v) 1.5% to the Commonwealth Aviation Fund; (vi) 1% to the Commonwealth Space Flight Fund; (vii) 10.5% to the Priority Transportation Fund; and (viii) 1% to the Department of Motor Vehicles. Enactment Clause 11 of Chapter 1230 also allows the Commonwealth Transportation Board to take actions deemed necessary in fiscal years 2021, 2022, and 2023 to ensure appropriate coverage ratios for any outstanding debt backed by the Transportation Trust Fund.

The Fiscal Year 2021 budget for the CTF identifies the estimated revenues and the distribution of the revenues to the related transportation agencies and programs. It is based on the interim state revenue forecast from August 2020 and estimated federal funding. The budget also applies the flexibility granted in Enactment Clause 11 to continue expectations across transportation agencies. The percentages for CTF and TTF distribution are effective in Fiscal Year 2024. The CTF Budget for FY 2021 totals \$7,820,904,839, a 8.8% increase from the FY 2020 Budget of \$7,187,404,541.

The CTF receives revenues from dedicated state and federal sources. The major state revenues are based on Virginia's official revenue forecast developed by the Department of Taxation. The federal revenues from the Federal Highway Administration and the Federal Transit Administration are estimated by the Virginia Department of Transportation (VDOT) and the Virginia Department of Rail and Public Transportation (DRPT). Revenues provided are also from funds collected for regional transportation improvements in Northern Virginia, Hampton Roads, and Central Virginia. These funds are dedicated to the efforts of the Northern Virginia Transportation Authority, Central Virginia Transportation Authority, and the Hampton Roads Transportation Accountability Commission.

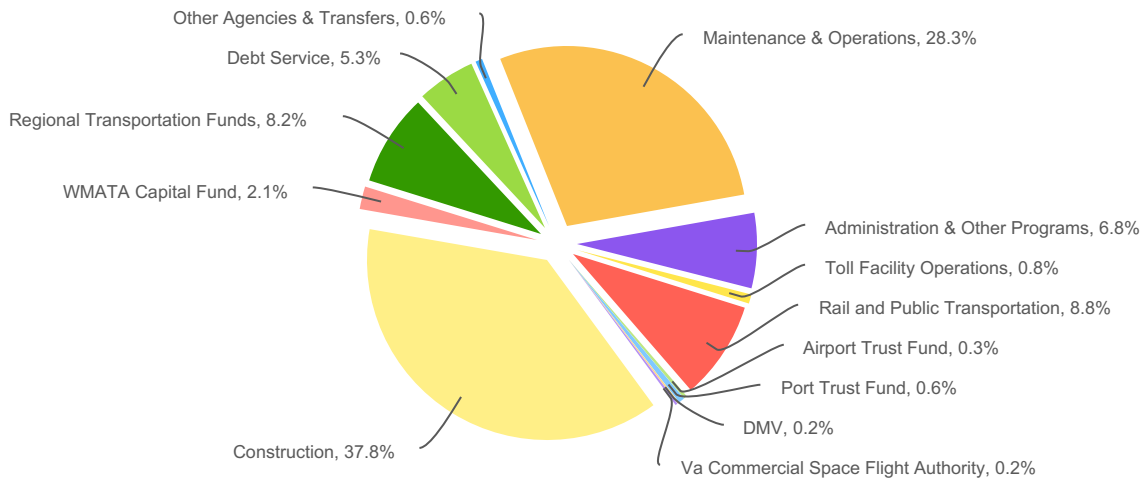
Commonwealth Transportation Fund Total Revenues for FY 2021



Commonwealth Transportation Fund	\$ 3,864,213,900
Other Revenue to the Highway Maintenance and Operating Fund	46,331,334
Other Revenue to the Transportation Trust Fund	1,660,827,648
Federal Fund	1,153,281,303
Priority Transportation Fund	49,122,654
Interstate 81 Corridor Improvement Fund	55,100,000
Fuel Tax Revenue for Highway Construction District Grant Program	92,000,000
Bonds	148,000,000
Total Operating Revenues	7,068,876,839
Pass Through Revenues	
WMATA Capital Fund	141,228,000
Central Virginia Transportation Fund	136,900,000
Northern Virginia Transportation Authority Fund	265,900,000
Hampton Roads Transportation Fund	181,900,000
Hampton Roads Regional Transit Fund	26,100,000
Subtotal	752,028,000
TOTAL	\$ 7,820,904,839

The revenues are dedicated to specific funds within the CTF. After certain distributions required by the Code of Virginia, the remaining funds in the CTF are allocated 51% to the Highway Maintenance and Operating Fund (HMOF) and 49% to the Transportation Trust Fund. Chapter 1230 directs the following distribution of funds from the Transportation Trust Fund: (i) 53% for construction programs; (ii) 23% to the Commonwealth Mass Transit Fund; (iii) 7.5% to the Commonwealth Rail Fund; (iv) 2.5% to the Commonwealth Port Fund; (v) 1.5% to the Commonwealth Aviation Fund; (vi) 1% to the Commonwealth Space Flight Fund; (vii) 10.5% to the Priority Transportation Fund; and (viii) 1% to the Department of Motor Vehicles.

The revenues for the HMOF support highway maintenance, operations and administration. The Priority Transportation Fund (PTF) revenues are dedicated to debt service on the Commonwealth of Virginia Transportation Capital Projects Revenue Bonds. The Commonwealth Transportation Board can also use the Fund to facilitate the financing of priority transportation projects throughout the Commonwealth. Federal revenues are used for their defined purposes to support construction, maintenance or transit.



Debt Service	\$410,843,301
Other Agencies & Transfers	50,324,384
Maintenance & Operations	2,210,331,137
Administration & Other Programs	528,992,211
Toll Facility Operations	65,677,311
Rail and Public Transportation	691,742,696
Airport Trust Fund	24,712,869
Port Trust Fund	43,326,521
Department of Motor Vehicles	13,948,165
Virginia Commercial Space Flight Authority	16,771,098
Construction	2,958,795,262
Total Operating Programs	7,015,464,955
Pass Through Programs	
WMATA Capital Fund	161,228,000
Regional Transportation Funds	644,211,884
TOTAL RECOMMENDED DISTRIBUTIONS	\$7,820,904,839



STATE REVENUE SOURCES	FY 2020	FY 2021	INCREASE (DECREASE)
Commonwealth Transportation Fund	\$ —	\$ 3,864,213,900	\$ 3,864,213,900 ¹
Highway Maintenance & Operating Fund (HMOF)	2,065,612,623	46,331,334	(2,019,281,289) ¹
Transportation Trust Fund (TTF) and Other State Revenue			
Revenue Available for TTF Distribution	1,025,700,000	—	(1,025,700,000) ¹
Interest Earnings	1,981,579	3,325,000	1,343,421
Toll Facilities	85,455,257	68,633,061	(16,822,196) ²
Local Revenue Sources	171,403,918	171,012,372	(391,546)
Project Participation - Regional Entities	875,369,221	1,373,469,013	498,099,792 ³
CPR Bonds	50,000,000	50,000,000	—
GARVEE Bonds	101,205,768	98,000,000	(3,205,768)
Route 58 Bonds	150,908,817	—	(150,908,817) ⁴
I-66 Outside the Beltway Concession Fee Payment/Interest	12,174,466	5,303,401	(6,871,065)
Concession Fee/Contribution - I-95/Fredericksburg Extension Project	107,880,000	—	(107,880,000) ⁵
Interstate 81 Corridor Improvement Fund	103,500,000	55,100,000	(48,400,000) ⁶
Statewide Interstate Improvement Fund	53,900,000	—	(53,900,000) ¹
Special Fund Account for the Highway Construction District Grant Program	—	—	— ¹
Other Trust Fund Revenue	346,603,986	131,084,801	(215,519,185)
Total TTF and Other Revenue	3,086,083,012	1,955,927,648	(1,130,155,364)
Priority Transportation Fund (PTF)			
State Revenue	241,636,098	49,122,654	(192,513,444) ¹
Total PTF	241,636,098	49,122,654	(192,513,444)
Pass Through Revenues			
Revenue Dedicated to WMATA Capital Fund	133,595,000	141,228,000	7,633,000
State Revenue for Regional Entities	485,100,000	610,800,000	125,700,000 ⁷
Total Pass Through Revenues	618,695,000	752,028,000	133,333,000
TOTAL STATE REVENUES	6,012,026,733	6,667,623,536	655,596,803
Federal Funding Sources			
Federal Highway Administration (FHWA)	1,130,744,944	1,105,543,831	(25,201,113)
Federal Transit Administration (FTA)	44,632,864	47,737,472	3,104,608
Total Federal Funding	1,175,377,808	1,153,281,303	(22,096,505)
TOTAL COMMONWEALTH TRANSPORTATION FUNDS	\$7,187,404,541	\$7,820,904,839	\$633,500,298



DISTRIBUTION OF REVENUE SOURCES	FY 2020	FY 2021	INCREASE (DECREASE)
Debt Service			
Toll Facilities Debt	\$3,190,600	\$2,955,750	(\$234,850)
Northern Virginia Transportation District	22,372,340	17,960,090	(4,412,250)
Oak Grove Connector	1,990,750	2,118,339	127,589
Route 28	8,639,519	8,644,519	5,000
Route 58	36,393,250	48,092,837	11,699,587
GARVEE Bonds	123,804,416	134,817,616	11,013,200
CPR Bonds	192,136,098	196,254,150	4,118,052
Other	17,064,722	—	(17,064,722)
Total Debt Service	405,591,695	410,843,301	5,251,606
Other Agencies & Transfers			
Trust Fund Management	2,933,496	3,021,501	88,005
Support to Other State Agencies (excludes DRPT)	66,752,555	41,803,857	(24,948,698) ⁸
Indirect Costs	5,338,860	5,499,026	160,166
Total State Agencies	75,024,911	50,324,384	(24,700,527)
Maintenance & Operations			
Highway System Maintenance	1,728,110,573	1,741,888,121	13,777,548
Financial Assist. to Localities for Ground Transportation - Cities	388,661,833	397,832,085	9,170,252
Financial Assist. to Localities for Ground Transportation - Counties	69,360,034	70,610,931	1,250,897
Total Maintenance & Operations	2,186,132,440	2,210,331,137	24,198,697 ⁹
Tolls, Administration & Other Programs			
Ground Transportation System Planning and Research	77,685,632	79,132,074	1,446,442
Environmental Monitoring & Compliance	23,494,379	40,930,642	17,436,263 ¹⁰
Administrative and Support Services	297,615,020	300,397,680	2,782,660
Program Management and Direction	43,617,081	44,231,815	614,734
Toll Facilities Operations	45,814,657	28,927,311	(16,887,346)
Toll Facility Revolving Account	36,450,000	36,750,000	300,000
Capital Outlay	30,000,000	64,300,000	34,300,000 ¹¹
Total Tolls, Administration & Other Programs	554,676,769	594,669,522	39,992,753



DISTRIBUTION OF REVENUE SOURCES	FY 2020	FY 2021	INCREASE (DECREASE)
Transit and Rail Funds			
Share of TTF Distribution for Transit	\$149,074,683	\$333,468,687	\$184,394,004
Other revenue dedicated to Transit	99,300,000	15,375,000	(83,925,000)
Share of TTF Distribution for Rail	—	96,010,864	96,010,864
Surface Transportation Program	27,116,263	—	(27,116,263)
Federal Transit Authority (FTA)	44,632,864	47,737,472	3,104,608
CMAQ (without State Match)	26,949,976	32,849,378	5,899,402 ¹²
STP Regional (without State Match)	6,257,922	10,659,172	4,401,250 ¹²
Rail Fund (with prior year adjustments)	21,600,000	(1,700,000)	(23,300,000) ¹
Interest Earnings	1,460,000	3,090,000	1,630,000
Motor Fuels Tax to Commonwealth Mass Transit Fund	33,700,000	—	(33,700,000) ¹
Metro Matters	50,000,000	50,000,000	—
Recordation Taxes for Transit Operating	38,900,000	—	(38,900,000) ¹
Intercity Passenger Rail Operating and Capital Fund (IPROC)	56,200,000	—	(56,200,000) ¹
Mass Transit Fund-Support from Construction	12,301,976	14,877,135	2,575,159 ¹⁰
Priority Transportation Fund for Atlantic Gateway and the Rail Initiative	32,700,000	88,560,988	55,860,988 ¹³
Other	852,000	814,000	(38,000)
Subtotal Transit and Rail Funds	601,045,684	691,742,696	90,697,012
Pass Through Revenue for WMATA Capital			
Dedicated Revenue for WMATA Capital Fund	133,595,000	141,228,000	7,633,000 ¹⁴
Transfer from NVTDFund for WMATA Capital Fund	20,000,000	20,000,000	—
Subtotal WMATA Capital Fund	153,595,000	161,228,000	7,633,000
Airport Trust Fund			
Airports - Share of TTF Distribution	24,338,724	25,367,269	1,028,545
Revision from prior year		(779,400)	(779,400)
Airports - Interest Earnings	125,000	125,000	—
Total Airport Trust Fund	24,463,724	24,712,869	249,145
Port Trust Fund			
Ports - Share of TTF Distribution	42,592,766	44,390,471	1,797,705
Revision from prior year		(1,363,950)	(1,363,950)
Ports - Interest Earnings	300,000	300,000	—
Total Port Trust Fund	42,892,766	43,326,521	433,755
Department of Motor Vehicles - Share of TTF Distribution	—	13,948,165	13,948,165 ¹
Virginia Commercial Space Flight Authority - Share of TTF Distribution	—	16,771,098	16,771,098 ¹



DISTRIBUTION OF REVENUE SOURCES	FY 2020	FY 2021	INCREASE (DECREASE)
Pass Through Revenue Allocations			
Central Virginia Transportation Fund	\$—	\$136,900,000	\$136,900,000
Northern Virginia Transportation Fund	283,400,000	299,311,884	15,911,884
Hampton Roads Transportation Fund	201,700,000	181,900,000	(19,800,000)
Hampton Roads Regional Transit Fund	—	26,100,000	26,100,000
Total Regional Transportation Programs	485,100,000	644,211,884	159,111,884
Construction			
Financial Assistance to Localities for Ground Transportation	15,747,373	15,896,079	148,706
State of Good Repair Program	40,082,305	288,616,106	248,533,801
High Priority Projects Program	142,346,528	206,915,853	64,569,325
Construction District Grant Programs	141,266,528	298,920,540	157,654,012
Specialized State and Federal Programs	2,047,561,778	2,148,446,684	100,884,906
Legacy Construction Formula Programs	271,877,040	—	(271,877,040)
Total Construction	2,658,881,552	2,958,795,262	299,913,710
DISTRIBUTION OF COMMONWEALTH TRANSPORTATION FUNDS	\$7,187,404,541	\$7,820,904,839	\$633,500,298
Agency Funding Summary:			
VDOT	\$6,430,409,343	\$6,992,613,613	\$562,204,270
Less Support to DRPT	(65,001,976)	(123,438,123)	(58,436,147)
VDOT (Net)	6,365,407,367	6,869,175,490	503,768,123
DRPT	754,640,684	852,970,696	98,330,012
Ports	42,892,766	43,326,521	433,755
Aviation	24,463,724	24,712,869	249,145
DMV	—	13,948,165	13,948,165
Space Flight Authority	—	16,771,098	16,771,098
Grand Total	\$7,187,404,541	\$7,820,904,839	\$633,500,298

CTF State Revenue Details

STATE REVENUE SOURCES	FY 2020	FY 2021	INCREASE (DECREASE)
State Tax on Motor Fuels	\$903,000,000	\$963,700,000	\$60,700,000
Road Tax	11,900,000	44,700,000	32,800,000
Retail Sales & Use Tax	1,115,500,000	1,021,600,000	(93,900,000)
Motor Vehicle Sales and Use Tax	921,300,000	886,600,000	(34,700,000)
International Registration Plan	65,000,000	73,700,000	8,700,000
Motor Vehicle Licenses	261,300,000	223,500,000	(37,800,000)
Miscellaneous Revenues	17,900,000	17,900,000	—
Motor Vehicle Rental Tax	43,500,000	43,300,000	(200,000)
Aviation Fuels Tax	2,000,000	2,000,000	—
Highway Use Fee	—	38,000,000	38,000,000
Insurance Premium	188,000,000	181,400,000	(6,600,000)
Recordation Tax	43,600,000	45,300,000	1,700,000
Total	\$3,573,000,000	\$3,541,700,000	(\$31,300,000)

This is a comparison to the revenue estimate provided in the FY 2020 Budget adopted in June 2019 to the FY 2021 Budget.

Endnotes

Endnote Number	Description
1	Adjustments reflect the impact of Chapter 1230. These adjustments include the dedication of major transportation revenues to the Commonwealth Transportation Fund and distributed in accordance with the legislation and budget bill considerations. The legislation also provided for a fuel tax increase in all localities outside of a region with dedicated fuel taxes. This revenue is dedicated to a Special fund Account for the Highway Construction District Grant Program.
2	VDOT continues to review and update assumptions for Toll Facility Revenue as a result of the COVID-19. These estimates will be updated for the final budget recommendations.
3	Additional revenue is anticipated for construction activity for the Hampton Roads Bridge-Tunnel Expansion Project.
4	Planned use of bond proceeds.
5	The concession fund revenue represents funds provided from the Interstate 95/Fredericksburg Extension Project in FY 2020.
6	The statewide revenue sources provided previously to the Interstate Program are now dedicated to the Commonwealth Transportation Fund. The Interstate Operations and Enhancement Program will receive an allocation through the Construction Highway Program.
7	Chapter 1235 (House Bill 1541) from the 2020 General Assembly Session created the Central Virginia Transportation Authority. The localities in Planning District 15 have a fuel tax and retail sales and use tax dedicated to the Central Virginia Transportation Fund for use on transit and transportation projects.
8	Support for the Virginia Commercial Space Flight Authority is provided as an allocation from the Commonwealth Transportation Fund beginning in FY 2021. It was previously provided as Support to Other State Agencies. FY 2020 also had a one-time allocation that was removed in FY 2021.
9	Planned growth in the Maintenance and Operations Programs.
10	Planned increased allocation to address storm water discharges, including the related operational and maintenance activities to meet Total Maximum Daily Load reduction targets.
11	Planned allocation for Capital Outlay efforts. This increase represents a restoration of prior reduced allocations.
12	Represents allocation to projects in the Six-Year Improvement Program (SYIP).
13	Priority Transportation Funding dedicated to the Atlantic Gateway Project and the Rail Initiative.
14	The revenue estimate for WMATA Capital Fund is not updated from previous assumptions.



Fiscal Year 2021

VDOT Annual Budget
December 2020
Final




Table of Contents

Overview	3
Highway Maintenance and Operating Fund Revenues	6
Commonwealth Transportation Fund & Transportation Trust Fund	7
Other Funds Revenues	8
VDOT Allocations	9
Environmental Monitoring and Evaluation	11
Ground Transportation Planning and Research	12
Highway Construction Programs	13
• State of Good Repair Program	14
• High Priority Projects Program	14
• Construction District Grant Programs	14
• Specialized State and Federal Programs	15
• Highway Construction Program Management	15
Highway System Maintenance	17
Commonwealth Toll Facilities	18
Financial Assistance to Localities	19
Non-Toll Supported Transportation Debt Service	20
Administrative and Support Services	21
VDOT Capital Outlay	22
Support to Other State Agencies	23
VDOT Budget Schedule for Fiscal Year 2021	25
Appendix I - Powhite Parkway Extension	27
Appendix I - Coleman Bridge	28
Appendix I - I-66 Inside the Beltway	29
Appendix I - I-64 Express Lanes	30
Index: Acronyms and Terminology	31
Endnotes	32

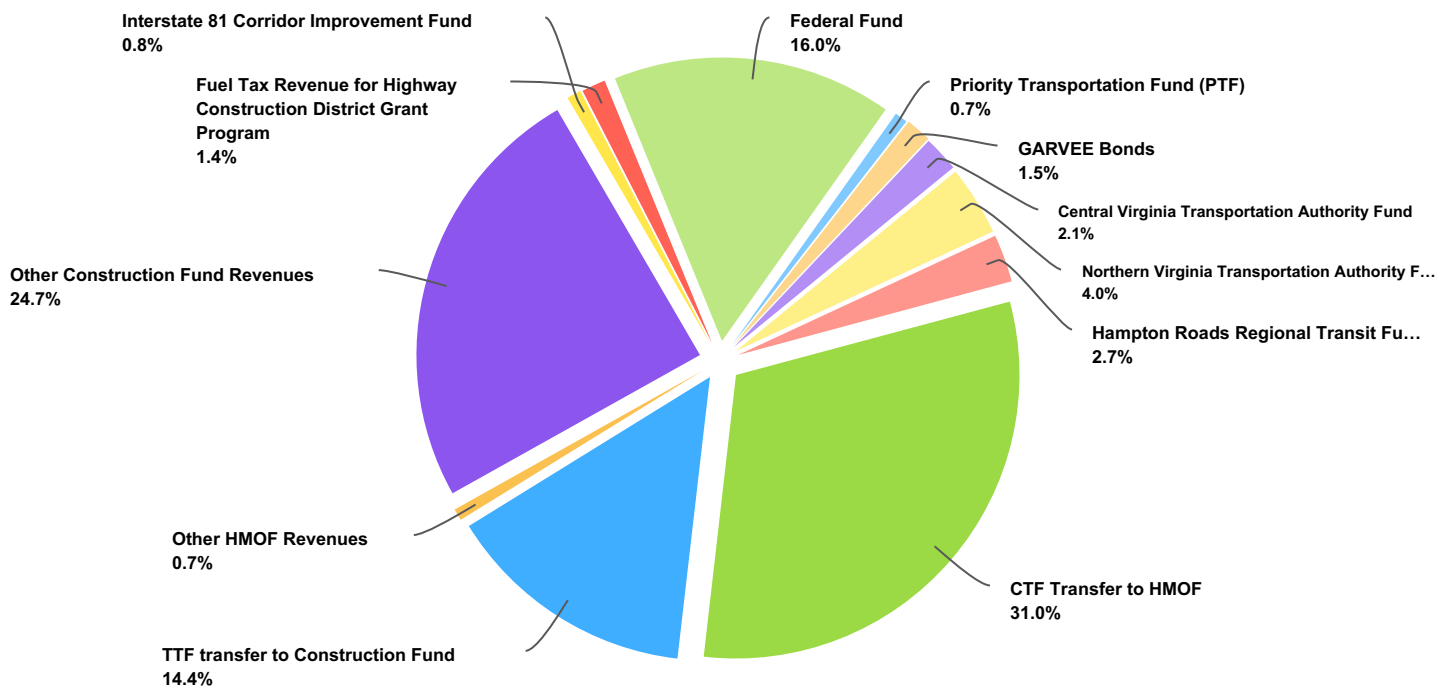
Overview

The Fiscal Year 2021 budget for the Virginia Department of Transportation (VDOT) identifies the estimated revenues and the distribution of the revenues to the related transportation programs. It is based on the interim state revenue forecast from August 2020 and estimated federal funding. The VDOT Budget for FY 2021 totals \$6,992,613,613 a 8.7% increase from the FY 2020 Budget of \$6,430,409,343. The increase is primarily related to the additional of Hampton Roads Transportation Accountability Commission's contribution to the Hampton Roads Bridge-Tunnel Expansion Project and legislative changes made during the 2020 General Assembly Session.

Chapter 1230 created the Commonwealth Transportation Fund which serves as the fund to which all statewide transportation revenues are deposited and then distributed to programs and funds. These transportation revenues include: (i) motor vehicles fuels taxes and road taxes for diesel fuel; (ii) vehicle registration fees; (iii) highway use fee; (iv) 0.5% statewide sales and use tax; (v) 0.3% statewide sale and use tax for transportation; (vi) 4.15% percent motor vehicles sales and use tax; (vii) motor vehicle rental tax (10 percent of gross proceeds from rentals for most passenger vehicles); (viii) \$0.03 of the \$0.25 per \$100 of assessed value of the statewide recordation tax; (ix) tax on liquid alternative fuel, set at the rate for gasoline; (x) International Registration Plan fees; and (xi) one-third of the revenue from insurance premium taxes.

VDOT's revenues are provided by dedicated state and federal revenue sources. The major state revenues are estimated by the Department of Taxation and are included in the state's official revenue estimate. VDOT continues to estimate federal revenues based upon information received from Federal Highway Administration (FHWA). The budget also includes the regional revenues provided to the Northern Virginia Transportation Authority, the Hampton Roads Transportation Accountability Commission, and the Central Virginia Transportation Authority.

Source of Transportation Funds



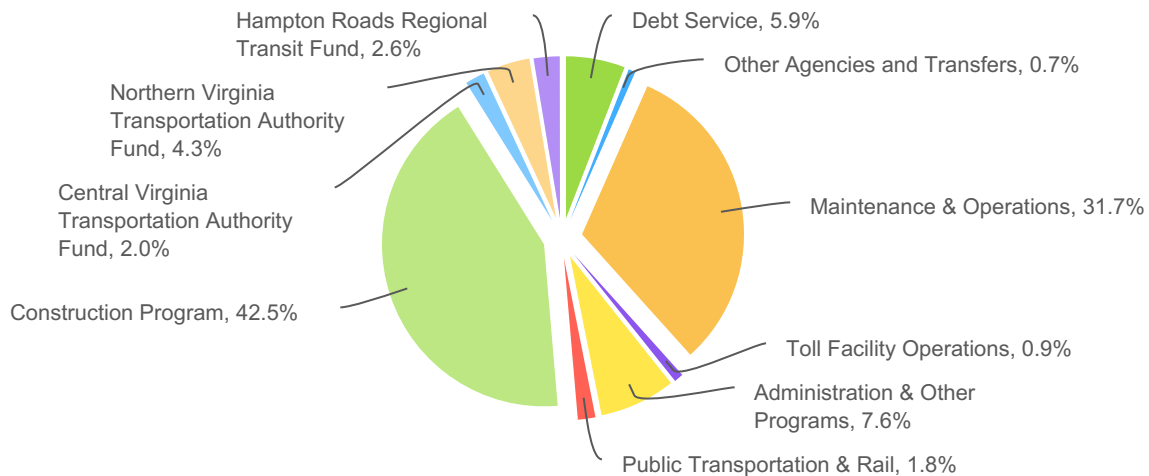
Detailed Sources of Transportation Funds

CTF Funded Programs prior to Distribution	\$ 85,000,183
CTF Transfer to HMOF	2,060,400,000
TTF transfer to Construction Fund	954,316,266
TTF transfer to Priority Transportation Fund	236,100,000
Other HMOF Revenues	46,331,334
Other Construction Fund Revenues	1,643,407,895
Interstate 81 Corridor Improvement Fund	55,100,000
Fuel Tax Revenue for Highway Construction District Grant Program	92,000,000
Federal Fund	1,062,035,281
Priority Transportation Fund (PTF)	49,122,654
GARVEE Bonds	98,000,000
Subtotal	6,381,813,613
Pass Through Revenues	
Central Virginia Transportation Authority Fund	136,900,000
Northern Virginia Transportation Authority Fund	265,900,000
Hampton Roads Transportation Fund	181,900,000
Hampton Roads Regional Transit Fund	26,100,000
TOTAL	\$ 6,992,613,613

Overview

VDOT's revenues provide funding for debt service, maintenance, administration and construction. This budget reflects the planned use of the revenues available to the agency and also includes the pass through funds to the regions. The following is a summary of the programs by spending category:

	FY 2020	FY 2021	INCREASE (DECREASE)
Debt Service	\$402,401,095	\$410,843,301	\$8,442,206
Other Agencies and Transfers	75,024,911	50,324,384	(24,700,527)
Maintenance & Operations	2,201,879,813	2,210,331,137	8,451,324
Toll Facility Operations	85,455,257	65,677,311	(19,777,946)
Administration & Other Programs	428,795,031	528,992,211	100,197,180
Public Transportation & Rail	65,001,976	123,438,123	58,436,147
Construction Program	2,686,751,260	2,958,795,262	272,044,002
Subtotal	\$5,945,309,343	\$6,348,401,729	\$403,092,386
Pass Through Revenues			
Central Virginia Transportation Authority Fund	—	136,900,000	136,900,000
Northern Virginia Transportation Authority Fund	283,400,000	299,311,884	15,911,884
Hampton Roads Transportation Fund	201,700,000	181,900,000	(19,800,000)
Hampton Roads Regional Transit Fund	—	26,100,000	26,100,000
TOTAL	\$6,430,409,343	\$6,992,613,613	\$562,204,270



Highway Maintenance & Operating Fund

The Highway Maintenance and Operating Fund (HMOF) is one of VDOT's major funds. The HMOF is intended to provide for the agency's maintenance, operations and administrative needs. Since Fiscal Year 2002, the HMOF has required transfers from the Construction Fund to cover the budgetary needs of the fund. Starting with Fiscal Year 2021, the HMOF is funded by a transfer from the Commonwealth Transportation Fund (CTF) as a result of Chapter 1230. This shift from dedicated revenue sources to a transfer of revenues deposited into the CTF is demonstrated in the chart below.

HMOF Revenue Sources	FY 2020	FY 2021	Difference
CTF Transfer to HMOF	\$ —	\$ 2,060,400,000	\$2,060,400,000
Sales Tax on Motor Fuels	\$729,700,000	—	\$(729,700,000)
Motor Vehicle Sales and Use Tax	692,200,000	—	(692,200,000)
Retail Sales and Use Tax	312,700,000	—	(312,700,000)
International Registration Plan	65,000,000	—	(65,000,000)
Motor Vehicle Licenses	239,000,000	—	(239,000,000)
Miscellaneous Revenues	17,900,000	17,900,000	—
Other Revenue	9,112,623	28,431,334	19,318,711
Subtotal	\$2,065,612,623	\$2,106,731,334	\$41,118,711
Transfer from Construction	133,825,794	157,134,135	23,308,341
Total	\$2,199,438,417	\$2,263,865,469	\$64,427,052

Commonwealth Transportation Fund & Transportation Trust Fund

Chapter 1230 amends the allocation of funds. Before funds are distributed between the Transportation Trust Fund and the Highway Maintenance and Operating Fund (HMOF), (i) \$40 million annually will be deposited into the Route 58 Corridor Development Fund; (ii) \$40 million annually will be deposited into the Northern Virginia Transportation District Fund; and (iii) \$80 million annually (as adjusted annually based on changes in consumer price index for urban consumers) will be deposited into the Special Structure Fund. Enactment Clause 11 of Chapter 1230 provides the Commonwealth Transportation Board the ability to take actions deemed necessary in fiscal years 2021, 2022, and 2023 to ensure funds for modal programs and the highway maintenance and operating fund are at least equal to the amounts provided for in the six-year financial plan for the Commonwealth Transportation Fund as in effect on January 1, 2020. The following table provides details on distributions for Fiscal Year 2021.

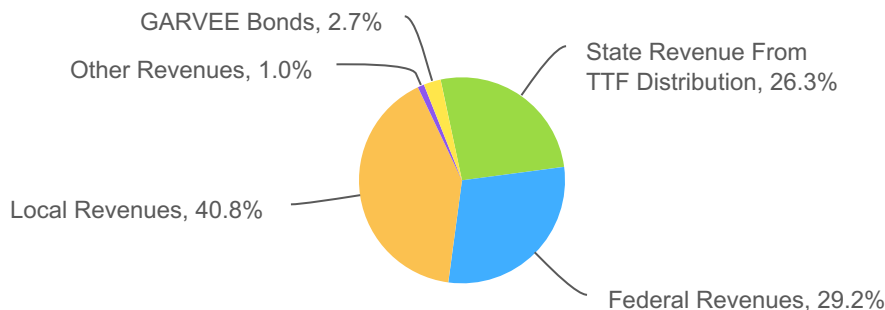
Commonwealth Transportation Fund	FY 2020	FY 2021	Difference
Distributed to Route 58 Corridor Fund	\$ —	\$ 40,000,000	\$ 40,000,000
Distributed to Northern Virginia Transportation District Fund	—	40,000,000	40,000,000
Distributed to Oak Grove Fund	—	1,000,000	1,000,000
Distributed to TTF for Support	—	1,000,183	1,000,183
Distributed for Omnibus Programs	—	3,000,000	3,000,000
Total	\$ —	\$ 85,000,183	\$ 85,000,183

The Transportation Trust Fund was created by the 1986 Special Session. Through Fiscal Year 2020 VDOT managed the 78.7% of the TTF funds dedicated by the Code of Virginia for highway construction.

Starting with Fiscal Year 2021, the share provided for highway construction is transferred from the CTF to the TTF. The following table identifies the construction fund revenues by major source.

Construction Fund Revenue Sources	FY 2020	FY 2021	Difference
State Revenue From TTF Distribution	\$ 800,561,718	\$ 954,316,266	\$ 153,754,548 ²
Federal Revenues	1,070,420,783	1,062,035,281	(8,385,502)
Local Revenues	1,045,921,139	1,483,667,385	437,746,246 ³
Other Revenues	15,042,845	36,901,440	21,858,595
GARVEE Bonds	101,205,768	98,000,000	(3,205,768)
Total	\$ 3,033,152,253	\$ 3,634,920,372	\$ 601,768,119

Construction Fund Revenue by Source, FY 2021



Other Fund Revenues

VDOT manages a number of special funds. Each special fund receives dedicated revenues to be used to support the mission of the program.

Other Fund Revenues	FY 2020	FY 2021	Difference
Regional Transportation Funds	\$ 485,100,000	\$ 610,800,000	\$ 125,700,000 ⁴
Interstate 81 Corridor Improvement Fund	103,500,000	55,100,000	(48,400,000)
Statewide Interstate Improvement Fund	53,900,000	—	(53,900,000)
Fuel Tax Revenue for the Special Fund Account for the Highway Construction District Grant Program	—	92,000,000	92,000,000 ¹
Powhite Parkway Extension Toll Revenue	11,000,000	11,110,000	110,000
Coleman Bridge Toll Revenue	6,808,820	6,501,281	(307,539)
I-66 Inside the Beltway Toll Revenue	29,156,348	11,163,880	(17,992,468)
I-64 Express Lanes Toll Revenue	2,040,089	3,107,900	1,067,811
Northern VA Transportation District (NVTD)	18,345,009	12,104,841	(6,240,168)
Oak Grove	1,593,244	1,118,339	(474,905)
Priority Transportation Fund (PTF)	241,636,098	285,222,654	43,586,556
Transportation Partnership Opportunity Fund	718,860	10,066,667	9,347,807
Route 58	191,264,295	592,837	(190,671,458) ⁵
Route 28	8,639,519	8,644,519	5,000
I-66 Outside the Beltway Concession Fee/Interest	12,174,466	—	(12,174,466)
I-95/Fredericksburg Extension Concession	107,880,000	—	(107,880,000) ⁶
Other	57,887,719	61,536,706	3,648,987
Total	\$ 1,331,644,467	\$ 1,169,069,624	\$ (162,574,843)
Total Construction Major Sources (page 7)	3,033,152,253	3,634,920,372	601,768,119
Transfer to HMOF	(133,825,794)	(157,134,135)	(23,308,341)
Total Construction Fund	\$ 4,230,970,926	\$ 4,646,855,861	\$ 415,884,935

VDOT Program Descriptions and Allocations

Summary of Allocations by Program

The following table summarizes VDOT's budget by the major budgetary programs.

	FY 2020	FY 2021	INCREASE (DECREASE)
Environmental Monitoring and Evaluation (514)	\$ 23,494,379	\$ 40,930,642	\$ 17,436,263
Ground Transportation Planning and Research (602)	77,685,632	79,132,074	1,446,442
Highway Construction Programs (603)	2,686,751,260	2,987,130,998	300,379,738
Highway System Maintenance (604)	1,728,110,573	1,741,888,121	13,777,548
Commonwealth Toll Facilities (606)	85,455,257	68,633,061	(16,822,196)
Financial Assistance to Localities (607)	958,869,240	1,128,550,979	169,681,739
Non-Toll Supported Transportation Debt Service (612)	402,401,095	407,887,551	5,486,456
Administrative and Support Services (699)	297,615,020	300,397,680	2,782,660
VDOT Capital Outlay (998)	30,000,000	64,300,000	34,300,000
Support to Other State Agencies	75,024,911	50,324,384	(24,700,527)
Support to DRPT Programs	65,001,976	123,438,123	58,436,147
Total	\$ 6,430,409,343	\$ 6,992,613,613	\$ 562,204,270

Environmental Monitoring and Evaluation (514)

The Environmental Program consists of the following service areas:

Environmental Monitoring and Compliance for Highway Projects (514008) - To provide efforts to evaluate, monitor and maintain the quality of the state's natural resources as part of a balanced consideration of environmental and transportation needs. VDOT's wetland mitigation program is funded in this service area.

Environmental Monitoring Program Management and Direction (514009) - To provide activities related to the management and direction of the program. Adequate and effective management and direction is critical to the success of the program.

Municipal Separate Storm Sewer System Compliance Activities (514010) - To provide efforts to address storm water discharges, including the related operational and maintenance activities, to meet Total Maximum Daily Load reduction targets. VDOT's current Municipal Separate Storm Sewer System (MS4) permit requires VDOT to reduce its pollutant load allocation to the Chesapeake Bay.

ENVIRONMENTAL MONITORING & EVALUATION (514)	FY 2020	FY 2021	INCREASE (DECREASE)
Environmental Monitoring & Compliance for Highway Projects (514008)	\$6,876,404	\$3,433,626	(\$3,442,778)
Environmental Monitoring Program Management (514009)	3,356,739	8,980,886	5,624,147
Municipal Separate Storm Sewer System Compliance Activities (514010)	13,261,236	28,516,130	15,254,894
TOTAL ENVIRONMENTAL MONITORING & EVALUATION	\$23,494,379	\$40,930,642	\$17,436,263
TTF	23,494,379	40,930,642	17,436,263

Ground Transportation Planning & Research (602)

Ground Transportation Planning and Research is comprised of:

Ground Transportation System Planning (602001) - To provide efforts to lead and plan a comprehensive system of ground transportation, including the planning of particular ground transportation projects through surveying, mapping and studies. These studies are the basis for decisions on proposed highway plans, programs and projects, as well as other travel modes and routes throughout Virginia.

Ground Transportation System Research (602002) - To provide efforts devoted to the planning and delivery of a comprehensive ground transportation research, development, consulting and technology transfer program covering the areas of transportation system operations, maintenance, structural design and construction, materials and specifications, safety, environmental stewardship, finance and policy.

Ground Transportation System Research (602002) - To provide efforts devoted to the planning and delivery of a comprehensive ground transportation research, development, consulting and technology transfer program covering the areas of transportation system operations, maintenance, structural design and construction, materials and specifications, safety, environmental stewardship, finance and policy.

Ground Transportation Program Management and Direction (602004) - To provide activities related to the management and direction of the program. Adequate and effective management and direction is critical to the success of the program.

PLANNING & RESEARCH (602)	FY 2020	FY 2021	INCREASE (DECREASE)
Ground Transportation System Planning (602001)	\$ 63,887,284	\$ 65,016,686	\$ 1,129,402
Ground Transportation System Research (602002)	9,606,334	9,819,773	213,439
Ground Transportation Program Management (602004)	4,192,014	4,295,615	103,601
TOTAL PLANNING & RESEARCH	\$ 77,685,632	\$ 79,132,074	\$ 1,446,442
HMOF	12,872,227	13,166,379	294,152
CONSTRUCTION	44,166,713	44,968,009	801,296
FEDERAL	20,646,692	20,997,686	350,994

Highway Construction Programs (603)

For Fiscal Year 2021, the funding made available for distribution is distributed via the formula outlined in the Code of Virginia, § 33.2-358. With the enactment of Chapter 1230, funds are distributed to the following programs: State of Good Repair Program, High Priority Projects Program, Construction District Grant Program, Interstate Operations and Enhancement Program, and Virginia Highway Safety Improvement Program. Enactment Clause 11 of Chapter 1230 provides the Commonwealth Transportation Board the ability to take actions deemed necessary in fiscal years 2021, 2022, and 2023 to ensure funds for modal programs and the highway maintenance and operating fund are at least equal to the amounts provided for in the six-year financial plan for the Commonwealth Transportation Fund as in effect on January 1, 2020. The following table provides details on distributions for Fiscal Year 2021.

The budget also contains a significant application of Toll Credits that are used as "soft match" to meet the nonfederal share matching requirements. The federal share on most projects in the future can effectively be increased up to 100 percent. However, the use of soft match does not increase the federal funding available to Virginia.

CONSTRUCTION (603)	FY 2020	FY 2021	INCREASE (DECREASE)
State of Good Repair Program (603020)	\$ 40,082,305	\$ 288,616,106	\$ 248,533,801
High Priority Projects Program(603021)	142,346,528	206,915,853	64,569,325
Construction District Grant Programs (603022)	141,266,528	298,920,540	157,654,012
Specialized State and Federal Programs (603023)	2,047,561,778	1,998,299,009	(49,262,769)
Legacy Construction Formula Program (603024)	271,877,040	—	(271,877,040)
Construction Management (603015)	43,617,081	44,231,815	614,734
TOTAL CONSTRUCTION	\$ 2,686,751,260	\$ 2,836,983,323	\$ 150,232,063
CONSTRUCTION	1,557,200,462	2,086,972,732	529,772,270
FEDERAL	574,546,523	611,876,861	37,330,338
I-81 CORRIDOR IMPROVEMENT FUND	103,500,000	55,100,000	(48,400,000)
STATEWIDE INTERSTATE IMPROVEMENT FUND	53,900,000	92,000,000	38,100,000
PTF	16,800,000	—	(16,800,000)
TPOF	697,505	10,044,671	9,347,166
BONDS	158,408,817	12,500,000	(145,908,817)
VTIB	437,719	15,333,333	14,895,614
GARVEE BONDS	101,205,768	98,000,000	(3,205,768)
CONCESSION FEE FUND	120,054,466	5,303,401	(114,751,065)

*Beginning in FY 2017, the Highway Construction Budget is aligned to new service areas within the program. Construction funding is now dedicated to the State of Good Repair Program, the High Priority Projects Program and the Construction District Grant Program. Other funding streams that are not dedicated to these areas are allocated in the Specialized State and Federal Programs service area. Funding dedicated to the CTB Alternate Formula through FY 2020 will be allocated in the Legacy Construction Formula Program service area. The following pages detail each construction service area.

Highway Construction Programs (603)

STATE OF GOOD REPAIR PROGRAM (603020)

The purpose of the State of Good Repair Program service area is to allocate funds to state of good repair purposes for reconstruction and replacement of structurally deficient state and locally owned bridges and reconstruction and rehabilitation of pavement on the Interstate System and primary state highway system determined to be deteriorated by the Board, including municipality-maintained primary extensions. (Code of Virginia §33.2-369)

STATE OF GOOD REPAIR PROGRAM (603020)	FY 2020	FY 2021	INCREASE (DECREASE)
TOTAL STATE OF GOOD REPAIR	\$ 40,082,305	\$ 288,616,106	\$ 248,533,801
CONSTRUCTION	32,447,431	137,312,902	104,865,471
FEDERAL	7,634,874	151,303,204	143,668,330

HIGH PRIORITY PROJECTS PROGRAM (603021)

The purpose of the High Priority Projects Program service area is to allocate funds to the established program for projects and strategies that address a transportation need identified for a corridor of statewide significance or a regional network in the Statewide Transportation Plan pursuant to Code of Virginia §33.2-353. From funds allocated to this program, the Board shall allocate funds to the Innovation and Technology Transportation Fund, provided that the allocation shall not exceed \$25 million annually. (Code of Virginia §33.2-370)

HIGH PRIORITY PROJECTS PROGRAM (603021)	FY 2020	FY 2021	INCREASE (DECREASE)
TOTAL HIGH PRIORITY PROJECTS	\$ 142,346,528	\$ 206,915,853	\$ 64,569,325
CONSTRUCTION	36,458,122	70,528,785	34,070,663
FEDERAL	46,624,606	87,907,149	41,282,543
GARVEE	59,263,800	48,479,919	(10,783,881)

CONSTRUCTION DISTRICT GRANT PROGRAMS (603022)

The purpose of the Construction District Grant Programs service area is to allocate funds to the established grant program in each highway construction district to fund projects and strategies that address a need in the Statewide Transportation Plan developed pursuant to Code of Virginia §33.2-353. In accordance with §33.2-359, the Commonwealth Transportation Board shall allocate funds to improve nonsurface treated secondary highways that carry 50 or more vehicles per day. This allocation shall not exceed \$25 million annually (Code of Virginia, §33.2-371). Fiscal Year 2021 includes the additional allocation for the Special Fund Account for the Highway Construction District Grant Program from fuel tax revenues.

CONSTRUCTION DISTRICT GRANT PROGRAMS (603022)	FY 2020	FY 2021	INCREASE (DECREASE)
TOTAL CONSTRUCTION DISTRICT GRANT	\$ 141,266,528	\$ 298,920,540	\$ 157,654,012
CONSTRUCTION	51,358,565	70,036,144	18,677,579
SPECIAL FUND ACCOUNT FOR CONSTRUCTION DGP	—	92,000,000	92,000,000
FEDERAL	47,965,995	87,364,315	39,398,320
GARVEE	41,941,968	49,520,081	7,578,113

* The amounts provided for High Priority Projects Program and the Construction District Grant Program are reduced to transfer funding to the Maintenance Program, representing 45% of the funds released from the Route 460 Improvements Project. These transfers are planned through FY 2021.

Highway Construction Programs (603)

SPECIALIZED STATE AND FEDERAL PROGRAMS (603023)

The purpose of the Specialized State and Federal Programs service area is to allocate funds to State and Federal Construction Programs that are not components of the other funding distributions. The Federal programs that are exempt from the distribution process are outlined in § 33.2-214.1 of the Code of Virginia (Statewide prioritization process for project selection). These include Congestion Mitigation and Air Quality (CMAQ) funding, Regional Surface Transportation Program funding, and Safety funding. Through FY 2020, some federal funding continued in this distribution category to meet project commitments. The service area will also allocate bond programs and the state and local components of Revenue Sharing. Anticipated funding from regional entities for projects is also allocated in this service area.

SPECIALIZED STATE AND FEDERAL PROGRAMS (603023)	FY 2020	FY 2021	INCREASE (DECREASE)	
CMAQ & State Match	\$ 27,681,762	\$ 30,531,783	\$ 2,850,021	9
I-66 Inside the Beltway	4,500,000	—	(4,500,000)	
NHPP & Soft Match	32,133,275	—	(32,133,275)	10
NHPP Bridge & Soft Match	10,000,000	—	(10,000,000)	10
NHPP APD	22,663,325	8,830,697	(13,832,628)	10
NHPP Exempt & Soft Match	15,658,824	—	(15,658,824)	10
Open Container	11,741,724	—	(11,741,724)	
Participating Project Costs	60,000,000	60,000,000	—	
Project Participation from HRTAC	255,370,517	109,450,034	(145,920,483)	11
HRTAC Participation for Hampton Roads Bridge-Tunnel Expansion Project	441,063,852	1,128,994,340	687,930,488	11
Project Participation from NVTA	178,934,852	135,024,639	(43,910,213)	11
Route 58 Bonds	150,908,817	—	(150,908,817)	12
Revenue Sharing	200,000,000	199,624,385	(375,615)	13
Safety & Soft Match	53,122,502	79,107,769	25,985,267	
STP Bridge & Soft Match	46,000,000	—	(46,000,000)	10
STP BROS & Soft Match	14,863,203	—	(14,863,203)	10
STP Regional & State Match	111,496,205	102,251,682	(9,244,523)	9
STP Statewide & Soft Match	16,649,711	10,214,480	(6,435,231)	10
STP 5-200K & Soft Match	7,931,767	1,417,077	(6,514,690)	10
STP <5K & Soft Match	36,703,940	2,619,434	(34,084,506)	10
Tele Fees	10,050,918	9,697,372	(353,546)	
I-66 Outside the Beltway Concession Fee/Interest Earnings	12,174,466	5,303,401	(6,871,065)	
I-95/Fredericksburg Extension Concession	107,880,000	—	(107,880,000)	14
Interstate 81 Corridor Improvements	103,500,000	55,100,000	(48,400,000)	15
Statewide Interstate Improvements	53,900,000	—	(53,900,000)	15
Interstate Operations and Enhancement Program	—	150,147,674	150,147,674	15
Other	62,632,118	60,131,916	(2,500,202)	
TOTAL SPECIALIZED STATE AND FEDERAL PROGRAMS (60323)	\$ 2,047,561,778	\$ 2,148,446,683	\$ 100,884,905	
CONSTRUCTION	1,176,596,533	1,764,863,086	588,266,553	
FEDERAL	417,166,738	285,302,193	(131,864,545)	
I-81 CORRIDOR IMPROVEMENT FUND	103,500,000	55,100,000	(48,400,000)	
STATEWIDE INTERSTATE IMPROVEMENT FUND	53,900,000	—	(53,900,000)	
PTF	16,800,000	—	(16,800,000)	
CONCESSION FEE FUND	120,054,466	5,303,401	(114,751,065)	
OTHER BOND PROGRAMS/FUNDS	158,408,817	12,500,000	(145,908,817)	
VTIB	437,719	15,333,333	14,895,614	
TPOF	697,505	10,044,671	9,347,166	

Highway Construction Programs (603)

LEGACY CONSTRUCTION FORMULA PROGRAMS (603024)

The purpose of the Legacy Construction Formula Programs service area is to allocate funds to the Commonwealth Transportation Board Alternate Formula outlined in the Code of Virginia, §33.2-358 C. Funding available for the purposes outlined is planned through FY 2020. The service area will also have appropriation to support spending of prior-year allocations of formula distributed funding.

LEGACY CONSTRUCTION FORMULA PROGRAMS (603024)	FY 2020	FY 2021	INCREASE (DECREASE)
CTB Formula	\$ 271,877,040	\$ —	\$ (271,877,040)
TOTAL LEGACY CONSTRUCTION FORMULA PROGRAMS (603024)	\$ 271,877,040	\$ —	\$ (271,877,040)
CONSTRUCTION	216,722,730	—	(216,722,730)
FEDERAL	55,154,310	—	(55,154,310)

* The Commonwealth Transportation Board authorized \$271,877,040 for the CTB Alternate Formula distribution in FY 2020. The difference between the amount authorized and the amount allocated above represents the previously unprogrammed balance that was available for Smart Scale Distribution. Those funds are reflected in the High Priority Projects Program and the Construction District Grant Program.

CONSTRUCTION MANAGEMENT (603015)

The purpose of the construction management program is to provide activities related to the management and direction of the program. Adequate and effective management and direction is critical to the success of the program.

CONSTRUCTION MANAGEMENT (603015)	FY 2020	FY 2021	INCREASE (DECREASE)
TOTAL CONSTRUCTION MANAGEMENT	\$43,617,081	\$44,231,815	614,734
TTF	43,617,081	44,231,815	614,734

Highway System Maintenance (604)

The maintenance program consists of:

Interstate Maintenance (604001) - To preserve the public's investment through the delivery of an effective and efficient statewide maintenance program to protect and enhance the transportation infrastructure and the safety of the traveling public.

Primary Maintenance (604002) - To preserve the public's investment through the delivery of an effective and efficient statewide maintenance program to protect and enhance the transportation infrastructure and the safety of the traveling public.

Secondary Maintenance (604003) - To preserve the public's investment through the delivery of an effective and efficient statewide maintenance program to protect and enhance the transportation infrastructure and the safety of the traveling public.

Transportation Operations Services (604004) - To improve mobility, safety, travel time reliability and security on the transportation system through the deployment of a variety of operational strategies including regional smart traffic centers, emergency services, traveler services, congestion management and traffic signalization optimization.

Highway Maintenance Program Management and Direction (604005) - To provide activities related to the management and direction of the program. Adequate and effective management and direction is critical to the success of the program.

HIGHWAY SYSTEM MAINTENANCE (604)	FY 2020	FY 2021	INCREASE (DECREASE)
Interstate Maintenance (604001)	\$ 358,607,173	\$ 358,903,210	\$ 296,037
Primary Maintenance (604002)	566,661,624	522,915,134	(43,746,490)
Secondary Maintenance (604003)	561,232,404	594,608,284	33,375,880
Transportation Operations Services (604004)	160,889,429	181,189,653	20,300,224
Highway Maintenance Program Management & Direction (604005)	80,719,943	84,271,840	3,551,897
TOTAL HIGHWAY SYSTEM MAINTENANCE	\$ 1,728,110,573	\$ 1,741,888,121	\$ 13,777,548
HMOF	1,429,462,864	1,455,452,629	25,989,765
FEDERAL	298,647,709	286,435,492	(12,212,217)

* The amounts recommended for FY 2020 include transfers from the funds allocated to the High Priority Projects Program and the Construction District Grant Program, representing a share of 45% of the allocations released from the Route 460 Improvements Project. These transfers are planned through FY 2021.

Commonwealth Toll Facilities

Revenues collected from toll facilities contribute to Virginia's safe and effective transportation system. Of these facilities, four are currently owned and operated by VDOT: Powhite Parkway Extension Toll Road in Chesterfield County, George P. Coleman Bridge in Gloucester County, I-66 Inside the Beltway and I-64 Express Lanes.

Toll Facility Acquisition and Construction (606001) -To provide for efforts to acquire and construct ground transportation toll facilities.

Toll Facility Debt Service (606002) -To provide for the debt service requirements of the debt-financed toll facilities. The bond indentures for the toll facilities require the Commonwealth Transportation Board (CTB) to set toll rates for all classes of vehicles which will provide sufficient net revenues to meet the facility's obligations. Toll roads are typically constructed with debt financing and the subsequent toll collection revenues are used for debt service payments. The remaining state-owned facility collecting tolls to pay debt service on outstanding bonds is the George P. Coleman Bridge located between Gloucester and York counties. The bonds issued to finance the Powhite Parkway Extension have been retired, but the toll revenues are needed to repay the outstanding debts of the facility owed to VDOT and Chesterfield County.

Toll Facility Maintenance and Operation (606003) - To provide for the operational costs of the four toll facilities operated by VDOT: the George P. Coleman Bridge and the Powhite Parkway Extension Toll Road, I-66 Inside the Beltway facility and I-64 Express Lanes. All operating costs associated with that facility are to be paid out of the revenues generated by that facility. Customer service and toll collection are toll facilities' main operations.

Toll Facilities Revolving Fund (606004) - To provide a method to finance and/or refinance existing and potential toll facilities. Funds allocated from the Toll Facilities Revolving Account intended for planned or operating toll facilities are considered advance funding and are expected to be repaid to the Toll Facilities Revolving Account.

COMMONWEALTH TOLL FACILITIES (606)	FY 2020	FY 2021	INCREASE (DECREASE)
Acquisition & Construction (606001)	\$ —	\$ —	\$ —
Debt Service (606002)	3,190,600	2,955,750	(234,850)
Maintenance & Operations (606003)	45,814,657	28,927,311	(16,887,346)
Toll Facilities Revolving (606004)	36,450,000	36,750,000	300,000
TOTAL TOLL FACILITIES	\$ 85,455,257	\$ 68,633,061	\$ (16,822,196)
POWHITE	11,000,000	11,110,000	110,000
COLEMAN	6,808,820	6,501,281	(307,539)
I-66 INSIDE THE BELTWAY	29,156,348	11,163,880	(17,992,468)
I-64 EXPRESS LANES	2,040,089	3,107,900	1,067,811
TOLL FACILITIES REVOLVING	36,450,000	36,750,000	300,000

Financial Assistance to Localities (607)

Financial Assistance to Localities consists of:

Financial Assistance for City Road Maintenance (607001) - To provide monetary support to localities for capital improvements and/or maintenance of roads and/or transportation facilities. Direct financial assistance is provided to 84 cities and towns to maintain, operate, and improve their arterial and collector roads and local streets. The level of assistance to the respective local governments for maintenance expenditures is based on the number of qualifying lane-miles in each locality and available funding.

Financial Assistance for County Road Maintenance (607002) - Provide monetary support in lieu of maintenance services to localities for road maintenance and upkeep where such localities have elected to maintain their own highway systems. Currently, Henrico and Arlington maintain their own roads.

Financial Assistance for Planning, Access Roads, and Special Projects (607004) - To manage and distribute funding for recreational and industrial access programs and the Metropolitan Planning federal grant program. The Recreational Access Program provides funding for roads and bikeways to new or expanding non-federal, non-commercial public parks and historic sites. Access roads for qualifying airports and industrial sites, and access tracks for qualified rail users are provided through VDOT's Industrial, Airport, and Rail Access Fund. The Metropolitan Planning Grants are federal funds available to support activities undertaken by Metropolitan Planning Organizations (MPOs) to develop long-range transportation plans and transportation improvement programs.

Distribution of Northern Virginia Transportation Authority Fund Revenues (607006) - To transfer state regional tax revenues to the Northern Virginia Transportation Authority to fund local and regional transportation projects.

Distribution of Hampton Roads Transportation Fund Revenues (607007) - To transfer state regional tax revenues to the Hampton Roads Transportation Accountability Commission to fund local and regional transportation projects.

Distribution of Central Virginia Transportation Authority Fund Revenues (607010) - To transfer state regional tax revenues to the Central Virginia Transportation Authority to fund local and regional transportation projects.

FINANCIAL ASSISTANCE TO LOCALITIES (607)	FY 2020	FY 2021	INCREASE (DECREASE)
Financial Assistance for City Road Maintenance (607001)	\$ 388,661,833	\$ 397,832,085	\$ 9,170,252
Financial Assistance for County Road Maintenance (607002)	69,360,034	70,610,931	1,250,897
Financial Assistance for Planning, Access Roads, & Special Projects (607004)	15,747,373	15,896,079	148,706
Distribution of Central Virginia Transportation Authority Fund Revenues (607010)	—	136,900,000	136,900,000
Distribution of Northern Virginia Transportation Authority Fund Revenues (607006)	283,400,000	299,311,884	15,911,884
Distribution of Hampton Roads Transportation Fund Revenues (607007)	201,700,000	208,000,000	6,300,000
TOTAL FINANCIAL ASSISTANCE TO LOCALITIES	\$ 958,869,240	\$ 1,128,550,979	\$ 169,681,739
HMOF	458,021,867	468,443,016	10,421,149
CONSTRUCTION	7,971,930	7,988,453	16,523
FEDERAL	7,775,443	7,907,626	132,183
CENTRAL VIRGINIA TRANSPORTATION FUND	—	136,900,000	136,900,000
NORTHERN VIRGINIA TRANSPORTATION FUND	283,400,000	299,311,884	15,911,884
HAMPTON ROADS TRANSPORTATION FUND	201,700,000	181,900,000	(19,800,000)
HAMPTON ROADS REGIONAL TRANSIT FUND	—	26,100,000	26,100,000

Non-Toll Supported Transportation Debt Service (612)

Non-Toll Supported Transportation Debt Service consists of:

Highway Transportation Improvement District Debt Service (612001) - To provide for the debt service requirements of the bonds sold to finance transportation improvements in special tax districts. There is currently only one such district, the State Route 28 Highway Transportation Improvement District in Fairfax and Loudoun counties.

Designated Highway Corridor Debt Service (612002) - To provide for the debt service requirements of the bonds sold to finance transportation improvements in special designated highway corridors. The Commonwealth Transportation Board has issued transportation revenue bonds for the U.S. Route 58 Corridor Development Program, the City of Chesapeake Oak Grove Connector Project, and the Northern Virginia Transportation District (NVTD) Program.

Commonwealth Transportation Capital Projects Bond Act Debt Service (612004) - To provide for the debt service requirements of the bonds sold to finance transportation improvements under the Commonwealth Transportation Capital Projects Bond Act.

Federal Transportation Grant Anticipation Revenue Notes Debt Service (612005) - To provide for the debt service requirements of the bonds sold as Federal Transportation Grant Anticipation Revenue bonds (GARVEEs).

Non-Toll Supported Transportation Debt Service (612)	FY 2020	FY 2021	INCREASE (DECREASE)
Highway Transportation Improvement Debt Service (612001)	8,639,519	8,644,519	5,000
Designated Highway Corridor Debt Service (612002)	77,821,062	68,171,266	(9,649,796)
Commonwealth Transportation Capital Projects Bond Act Debt Service (612004)	192,136,098	196,254,150	4,118,052
Federal Transportation Grant Anticipation Revenue Notes Debt Service (612005)	123,804,416	134,817,616	11,013,200
TOTAL NON-TOLL SUPPORTED DEBT SERVICE	\$402,401,095	\$407,887,551	\$ 5,486,456
NVTD	22,372,340	17,960,090	(4,412,250)
OAK GROVE	2,593,244	2,118,339	(474,905)
ROUTE 28	8,639,519	8,644,519	5,000
CPR BONDS	192,136,098	196,254,150	4,118,052
ROUTE 58	52,855,478	48,092,837	(4,762,641)
FEDERAL	123,804,416	134,817,616	11,013,200

Administrative and Support Services (699)

Administrative and Support Services is comprised of:

General Management and Direction (699001) - To provide for the general administrative management, direction and support activities of VDOT. This includes, but is not limited to, accounting services, human resources, succession planning, health and safety services, procurement, facilities management, management studies, policy analysis, process improvements, performance management, internal auditing, innovative financing, financial planning services and oversight of compensation programs for all VDOT employees.

Information Technology Services (699002) - To provide for administrative management, direction and infrastructure support for tasks including, but not limited to, automated data processing services for citizens and visitors to the Commonwealth, Virginia's legislative bodies, other state and local government agencies as well as its own Department of Transportation employees.

Facilities and Grounds Management Services (699015) - To provide physical plant maintenance needs to VDOT facilities. This maintenance work is considered ordinary or routine nature and includes the cost of labor, equipment and materials to make minor repairs to utilities such as plumbing, heating, and electrical; and the maintenance of driveways, parking lots, and yards. The service area also funds small renovation/alteration projects that cost no more than \$10,000.

Employee Training and Development (699024) - To provide Employee Training and Development services to VDOT. This includes traditional classroom training and related development activities and tuition reimbursement.

ADMINISTRATIVE & SUPPORT SERVICES (699)	FY 2020	FY 2021	INCREASE (DECREASE)
General Management & Direction (699001)	\$153,080,183	\$159,465,571	\$ 6,385,388
Information Technology Services (699002)	110,952,111	108,188,208	(2,763,903)
Facilities and Grounds Management Services (699015)	17,645,600	20,191,707	2,546,107
Employee Training & Development (699024)	15,937,126	12,552,194	(3,384,932)
TOTAL ADMINISTRATIVE & SUPPORT SERVICES	\$297,615,020	\$300,397,680	\$ 2,782,660
HMOF	296,647,190	299,397,497	2,750,307
CONSTRUCTION	967,830	1,000,183	32,353

VDOT Capital Outlay (998)

Capital Outlay funding is provided to support the agency's building and renovation needs as well as Maintenance Reserve needs. This funding may be used for acquisition of real property (including buildings or plant) or machinery or equipment, new construction, and improvements related to state-owned real property, buildings, plant, machinery or equipment (including plans therefore), as defined in the Code of Virginia. All capital outlay projects must be approved by the Governor and General Assembly via the Six-Year Capital Improvement Plan and the Biennial Budget. VDOT receives direction from the Department of Planning and Budget and the Department of General Services on the development and execution of the Capital Outlay Program.

VDOT CAPITAL OUTLAY (998)	FY 2020	FY 2021	INCREASE (DECREASE)
TOTAL VDOT CAPITAL OUTLAY	\$ 30,000,000	\$ 64,300,000	\$ 34,300,000
CONSTRUCTION	30,000,000	64,300,000	34,300,000

Program Allocations by Fund

VDOT provides funding to other agencies to cover support activities and services related to the transportation programs.

SUPPORT TO OTHER STATE AGENCIES	FY 2020	FY 2021	INCREASE (DECREASE)
Transportation Appropriation to Other Agencies			
Department of Education	\$ 270,419	\$ 278,532	\$ 8,113
Marine Resources Commission	313,786	319,748	5,962
Secretary of Transportation	916,840	936,094	19,254
Department of State Police	8,185,295	8,594,560	409,265
Department of Minority Business Enterprise	1,592,572	1,640,349	47,777
Department of Historic Resources	115,642	115,642	—
Department of Emergency Management	1,212,509	1,214,934	2,425
Department of Motor Vehicles	14,036,504	14,387,417	350,913
Department of Treasury	185,187	189,817	4,630
Virginia Port Authority	2,550,023	—	(2,550,023)
Virginia Liaison Office	157,576	162,303	4,727
Virginia Commercial Space Flight Authority (From Highway Construction Fund)	15,800,000	—	(15,800,000)
Virginia Commercial Space Flight Authority (From Transportation Trust Fund)	7,500,000	—	(7,500,000)
Office of the State Inspector General	1,930,362	1,978,621	48,259
SUBTOTAL	54,766,715	29,818,017	(24,948,698)
Transfers to the General Fund			
Department of General Services	388,254	388,254	—
Department of Agriculture & Conservation Services	97,586	97,586	—
Chesapeake Bay Initiatives	10,000,000	10,000,000	—
Indirect Costs	5,338,860	5,499,026	160,166
Department of Taxation	2,933,496	3,021,501	88,005
SUBTOTAL	18,758,196	19,006,367	248,171
Transfers to Other Agencies			
Department of Motor Vehicles (fuel tax evasion)	1,500,000	1,500,000	—
SUBTOTAL	1,500,000	1,500,000	—
TOTAL SUPPORT TO OTHER STATE AGENCIES	\$ 75,024,911	\$ 50,324,384	\$ (24,700,527)
HMOF	47,434,269	45,905,948	(1,528,321)
CONSTRUCTION	27,569,287	4,396,440	(23,172,847)
TPOF	21,355	21,996	641

Program Allocations by Fund

The following table summarizes VDOT's budget by major program and major fund.

Program	HMOF	Construction	Federal	Bonds	Other*	Total
Environmental Monitoring and Evaluation (514)	\$ —	\$ 40,930,642	\$ —	\$ —	\$ —	\$ 40,930,642
Ground Transportation Planning & Research (602)	13,166,379	44,968,009	20,997,686	—	—	79,132,074
Highway Construction Programs (603)	—	2,086,972,732	611,876,861	12,500,000	275,781,405	2,987,130,998
Highway System Maintenance (604)	1,455,452,629	—	286,435,492	—	—	1,741,888,121
Commonwealth Toll Facilities (606)	—	—	—	—	68,633,061	68,633,061
Financial Assistance to Localities (607)	468,443,016	7,988,453	7,907,626	—	644,211,884	1,128,550,979
Non-Toll Supported Transportation Debt Service (612)	—	—	134,817,616	—	273,069,935	407,887,551
Administrative and Support Services (699)	299,397,497	1,000,183	—	—	—	300,397,680
VDOT Capital Outlay (998)	—	64,300,000	—	—	—	64,300,000
Support to Other State Agencies	45,905,948	4,396,440	—	—	21,996	50,324,384
Support to DRPT Programs	—	34,877,135	—	—	88,560,988	123,438,123
TOTAL	\$2,282,365,469	\$ 2,285,433,594	\$ 1,062,035,281	\$ 12,500,000	\$1,350,279,269	\$6,992,613,613

* - Other includes I-81 Corridor Improvement Fund, Statewide Interstate Improvement Fund, Tolls, PTF, Route 58, Route 28, Oak Grove, TPOF, Concession Fund Interest and Regional Transportation Funds.

Budget Comparison Schedule for FY 2021

Revenues

Revenue provided by the General Fund of the Commonwealth	\$	—
Taxes		734,300,000
Rights and privileges		17,578,512
Sale of property and commodities		—
Interest, dividends, and rents		45,988,746
Fines, forfeitures, court fees		—
Penalties, and escheats		6,000,000
Receipts from localities and private sector		1,544,455,532
Federal grants and contracts		1,062,035,281
Toll revenues		61,383,061
Other		122,313,857
		<u>3,594,054,989</u>
Total Revenues		<u>3,594,054,989</u>

Other Financing Sources

Other financing sources		(55,257,825)
Bond proceeds		98,000,000
Note proceeds		—
Transfers from other state agencies and General Fund		20,000,000
Transfers in		3,335,816,449
		<u>3,398,558,624</u>
Total Other Financing Sources		<u>3,398,558,624</u>

Total Revenues and Other Sources	\$	<u>6,992,613,613</u>
---	-----------	-----------------------------

Budget Comparison Schedule for FY 2021

Revenues

Administrative and support services	\$300,397,680
Ground transportation system planning and research	79,132,074
Highway system acquisition and construction	2,987,130,998
Sale of property and commodities	1,741,888,121
Interest, dividends, and rents	1,128,550,979
Fines, forfeitures, court fees	40,930,642
Penalties, and escheats	68,633,061
Receipts from localities and private sector	64,300,000
Federal grants and contracts	407,887,551
Total Expenditures	<u>6,818,851,106</u>

Other Financing Sources

Other financing uses	
Transfers to other state agencies and General Fund	173,762,507
Transfers out	—
Total Other Financing Uses	<u>173,762,507</u>

Total Expenditures and Other Uses **\$6,992,613,613**

Revenues and Other Sources Over (Under) Expenditures and Other Uses **\$ —**

Appendix I - Powhite Parkway Extension (0436) FY 2021

FY 2021 ESTIMATED REVENUE

Toll Revenues \$ 11,110,000

TOTAL ESTIMATED REVENUES \$ 11,110,000

Toll Facility Revolving Account Loan Repayment 1,223,510

TOTAL ESTIMATED REVENUE AVAILABLE \$ 9,886,490

FY 2021 EXPENDITURE BUDGET

Revenue Fund
Operations 7,132,492

Maintenance Replacement Fund 1,500,000

Estimated Interest Payment to Chesterfield
County 1,253,998

TOTAL ESTIMATED EXPENDITURES \$ 9,886,490

Details of Operating Expenditures	ALLOCATION FY 2020	RECOMMENDED FY 2021	INCREASE (DECREASE)
Personal Services	\$ 1,469,839	\$ 1,512,075	\$ 42,236
Contractual Services	1,518,955	1,389,655	(129,300)
Supplies and Materials	65,300	62,300	(3,000)
Transfer Payments	2,161,250	2,182,862	21,612
Continuous Charges	110,100	109,100	(1,000)
Property and Improvements	—	—	—
Equipment	1,834,943	1,876,500	41,557
Obligations	—	—	—
TOTAL - Operating Expenditures	<u><u>\$ 7,160,387</u></u>	<u><u>\$ 7,132,492</u></u>	<u><u>\$ (27,895)</u></u>

Appendix I - Coleman Bridge (0782) FY 2021

FY 2021 ESTIMATED REVENUE

Toll Revenues 6,060,000

TOTAL ESTIMATED REVENUE AVAILABLE \$ 6,060,000

*Add: FY 2020 Cash Balance from
Maintenance Replacement Fund* 441,281

TOTAL ESTIMATED REVENUE AVAILABLE \$ 6,501,281

FY 2021 EXPENDITURE BUDGET

Revenue Fund

Debt Service

Principal 2,815,000

Interest 140,750

Subtotal - Debt Service \$ 2,955,750

Operations 2,733,238

Maintenance Replacement Fund 812,293

TOTAL ESTIMATED EXPENDITURES \$ 6,501,281

Details of Operating Expenditures	ALLOCATION FY 2020	RECOMMENDED FY 2021	INCREASE (DECREASE)
Personal Services	\$ 562,811	\$ 498,198	\$ (64,613)
Contractual Services	1,408,900	1,452,300	43,400
Supplies and Materials	79,550	83,550	4,000
Transfer Payments	373,426	375,000	1,574
Continuous Charges	81,000	81,000	—
Property and Improvements	—	—	—
Equipment	534,313	243,190	(291,123)
Obligations	—	—	—
TOTAL - Operating Expenditures	<u>\$ 3,040,000</u>	<u>\$ 2,733,238</u>	<u>\$ (306,762)</u>

Appendix I - I-66 Inside the Beltway (0446) FY 2021

FY 2021 ESTIMATED REVENUE

Toll Revenues	\$	8,000,000
Use of Prior Balances	\$	3,097,360
Court Payments	\$	66,520
TOTAL ESTIMATED REVENUES	\$	11,163,880

FY 2021 EXPENDITURE BUDGET

Revenue Fund		
Operations		9,663,880
Maintenance Replacement Fund		1,500,000

TOTAL ESTIMATED EXPENDITURES	\$	11,163,880
-------------------------------------	-----------	-------------------

Details of Operating Expenditures	ALLOCATION FY 2020	RECOMMENDED FY 2021	INCREASE (DECREASE)
Personal Services	\$ 546,981	\$ 596,651	\$ 49,670
Contractual Services	8,893,237	8,272,545	(620,692)
Supplies and Materials	8,000	—	(8,000)
Transfer Payments	18,208,130	794,684	(17,413,446)
Continuous Charges	—	—	—
Property and Improvements	—	—	—
Equipment	—	—	—
Obligations	—	—	—
TOTAL - Operating Expenditures	\$ 27,656,348	\$ 9,663,880	\$ (17,992,468)

Appendix I - I-64 Express Lanes (0447) FY 2021

FY 2021 ESTIMATED REVENUE

Toll Revenues	\$ 1,250,000
---------------	--------------

TOTAL ESTIMATED REVENUES	\$ 1,250,000
---------------------------------	---------------------

<i>FY2020 Cash Carry-Forward</i>	1,857,900
----------------------------------	-----------

TOTAL ESTIMATED REVENUE AVAILABLE	\$ 3,107,900
--	---------------------

FY 2021 EXPENDITURE BUDGET

Revenue Fund	
Operations	3,084,000
Unallocated balance	23,900
Maintenance Replacement Fund	—

TOTAL ESTIMATED EXPENDITURES	\$ 3,107,900
-------------------------------------	---------------------

Details of Operating Expenditures	ALLOCATION FY 2020	RECOMMENDED FY 2021	INCREASE (DECREASE)
Personal Services	\$312,189	250,000	(\$62,189)
Contractual Services	1,041,600	2,187,000	1,145,400
Supplies and Materials	1,300	5,000	3,700
Transfer Payments	685,000	642,000	(43,000)
Continuous Charges	—	—	—
Property and Improvements	—	—	—
Equipment	—	—	—
Obligations	—	—	—
TOTAL - Operating Expenditures	\$2,040,089	\$3,084,000	\$1,043,911

Index: Acronyms and Terminology

Term	Description
BROS	Bridge Off-System
CMAQ	Congestion Mitigation and Air Quality
CPR	Capital Projects Revenue Bonds
CTB Formula	The <i>Code of Virginia</i> calls for the Allocation of funds among highway systems (§ 33.2-358). The section was updated during the 2012 General Assembly session with the addition of the CTB Formula. Through FY 2020, up to \$500 million of funds available may be distributed in the following manner: 25% Bridge, 25% High Priority Projects, 25% Interstate and Primary and Primary Extension Pavements, 15% Public-Private Transportation Act Projects, 5% Unpaved roads, and 5% to Smart Roadway Technology.
CTF	Commonwealth Transportation Fund
DRPT	Department of Rail and Public Transportation
FHWA	Federal Highway Administration
GARVEE	Federal Grant Anticipation Revenue Bonds
HMOF	Highway Maintenance and Operating Fund
MWAA	Metropolitan Washington Airports Authority
NHPP	National Highway Performance Program
NHPP APD	National Highway Performance Program dedicated to the Appalachian Development Program
NHPP Bridge	National Highway Performance Program dedicated to Bridges
NVTD	Northern Virginia Transportation District
Oak Grove	City of Chesapeake Oak Grove Connector Project Bonds
PTF	Priority Transportation Fund
Soft Match	The budget contains a significant application of Toll Credits that are used as "soft match" to meet the non-federal share matching requirements. Section 120(j) of Title 23 permits states to substitute certain previous toll-financed investments for state matching funds on current Federal-aid projects. It permits the non-Federal share of a project's cost to be met through a "soft match" of toll credits. The federal share on most projects in the future can effectively be increased up to 100 percent. However, the use of soft match does not increase the federal funding available to Virginia.
STP	Surface Transportation Program
STP Bridge	Surface Transportation Program dedicated to Bridges
STP Regional	Federal allocation that is to be used in urbanized areas with population greater than 200,000 – This portion is to be divided among those areas based on their relative share of population
STP Statewide	Surface Transportation Program sub-allocation that may be used in any area of the State
STP Under 200,000	Federal allocation that is to be used in areas with population greater than 5,000 but no more than 200,000
STP Under 5,000	Federal allocation that is to be used in areas with population of 5,000 or less
TAP	Transportation Alternatives Program
Tele Fees	Allocation of revenue from Public Rights-of-Way Use Fee to a provider of telecommunications service
Toll Facilities Revolving	Toll Facilities Revolving Account
TPOF	Transportation Partnership Opportunity Fund
TTF	Transportation Trust Fund

Endnotes

Endnote Number	Description
1	Adjustments reflect the impact of Chapter 1230. These adjustments include the dedication of major transportation revenues to the Commonwealth Transportation Fund and distributed in accordance with the legislation and budget bill considerations. The legislation also provided for a fuel tax increase in all localities outside of a region with dedicated fuel taxes. This revenue is dedicated to a Special fund Account for the Highway Construction District Grant Program.
2	Allocation represents the estimate transfer from the Transportation Trust Fund to the Highway Construction Fund. The transfer anticipated for FY 2021 is sized to meet previous expectations for the fiscal year.
3	The local revenue estimate is driven by project participation from localities and anticipated revenue from regional entities for VDOT administered projects. The significant increase is driven by the Hampton Roads Transportation Accountability Commission's contribution to the Hampton Roads Bridge-Tunnel Expansion Project.
4	The update to the regional estimates include the additional of the new revenue dedicated to the Central Virginia Transportation Authority.
5	There are no planned bond allocations for Route 58 in FY 2021. Any bond sale will be support by previous allocations provided to projects.
6	The concession fund revenue represents funds provided and anticipated from the Interstate 95/Frederickburg Extension Project in FY 2020.
7	Planned increased allocation to address storm water discharges, including the related operational and maintenance activities to meet Total Maximum Daily Load reduction targets.
8	Legacy programs no longer receive an allocation beginning in FY 2021.
9	Project allocations in SYIP.
10	Planned federal allocation through FY 2020. The majority of this federal funding will be provided for Construction Formula Distribution beginning in FY 2021.
11	Planning allocation updates for project participation from regional entities.
12	Planned bond allocation update for Route 58 Corridor.
13	Revenue Sharing adjustment based on proposed action to adjust revenue sharing allocations provided previously and provide state match allocations in the year in which they are needed through Fiscal Year 2024. This requested flexibility is addressed in the budget bill considered in the 2020 Special Session I, Item 430, P.
14	The concession fund revenue represents funds provided from the Interstate 95/ Fredericksburg Extension Project in FY 2020.
15	The direct dedication of revenue for I-81 is the fuel tax collected along the I-81 corridor. I-81 and other interstates continue to receive allocations. The statewide revenue sources provided previously to the Interstate Program are now dedicated to the Commonwealth Transportation Fund. The Interstate Operations and Enhancement Program will receive an allocation through the Highway Construction Program.
16	Support for the Virginia Commercial Space Flight Authority is provided as an allocation from the Commonwealth Transportation Fund beginning in FY 2021. It was previously provided as Support to Other State Agencies. FY 2020 also had a one-time allocation that was removed in FY 2021.