

# DRPT Draft FY 2016 – 2021 Six-Year Improvement Program

Steve Pittard, CFO  
April 14, 2015

# Five Year Comparison of SYIP Allocations





(\$ in millions)


	FY 12 - 17	FY 13 - 18	FY 14 - 19	Revised FY 15 - 20	Draft FY 16 - 21
Public Transit	\$2,014	\$2,092	\$2,532	\$2,730	\$2,811
Rail	213	240	448	502	569
<b>Total</b>	<b>\$2,227</b>	<b>\$2,332</b>	<b>\$2,980</b>	<b>\$3,232</b>	<b>\$3,380</b>

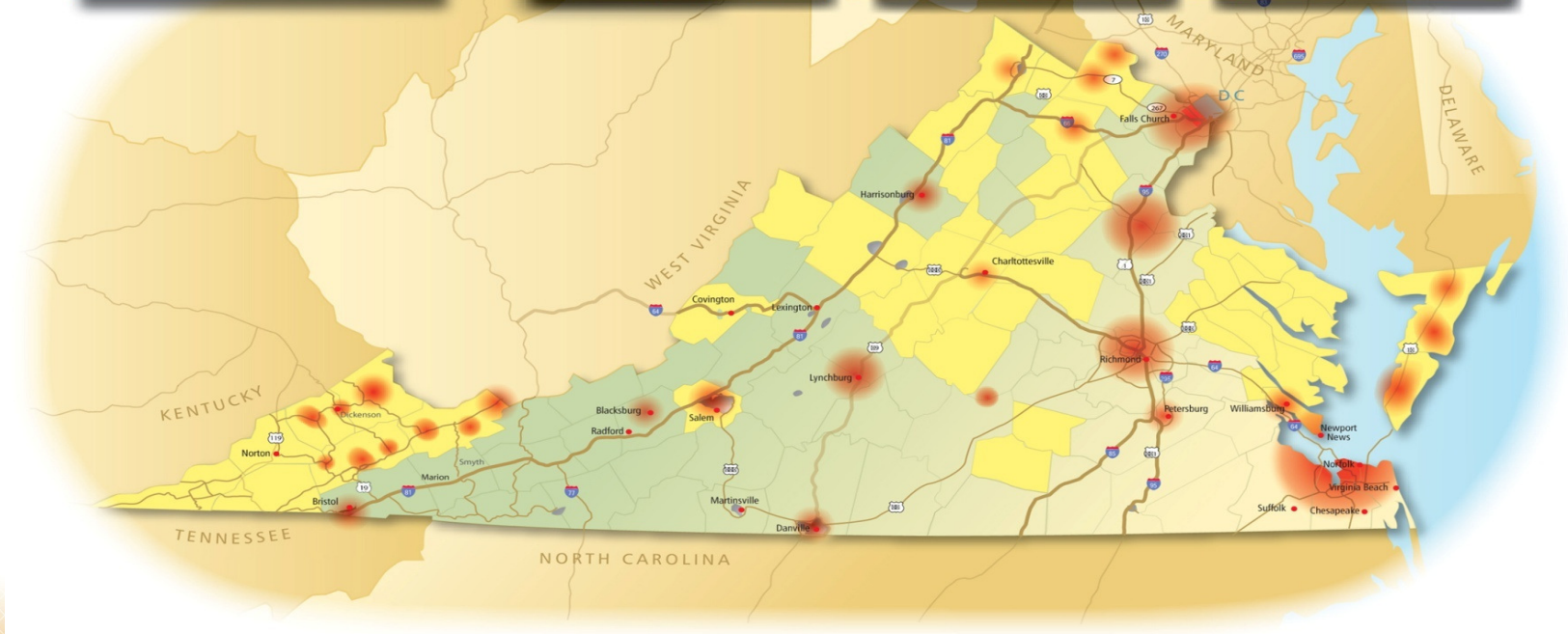
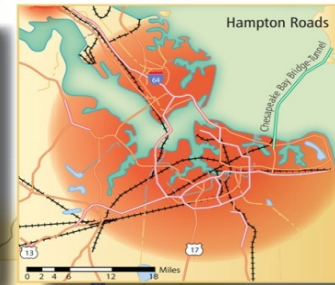
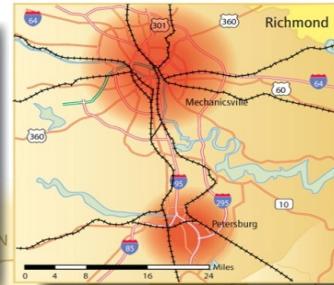
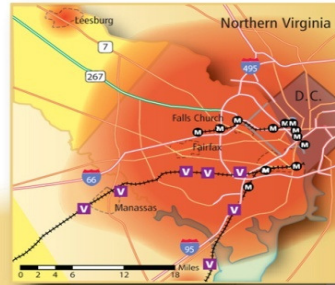


# Transit Programs

**Public Transportation**

-  Fixed-Route and Demand Response Transit Area
-  Demand Response Transit Area
-  VRE Station
-  Metro Station

North  Miles

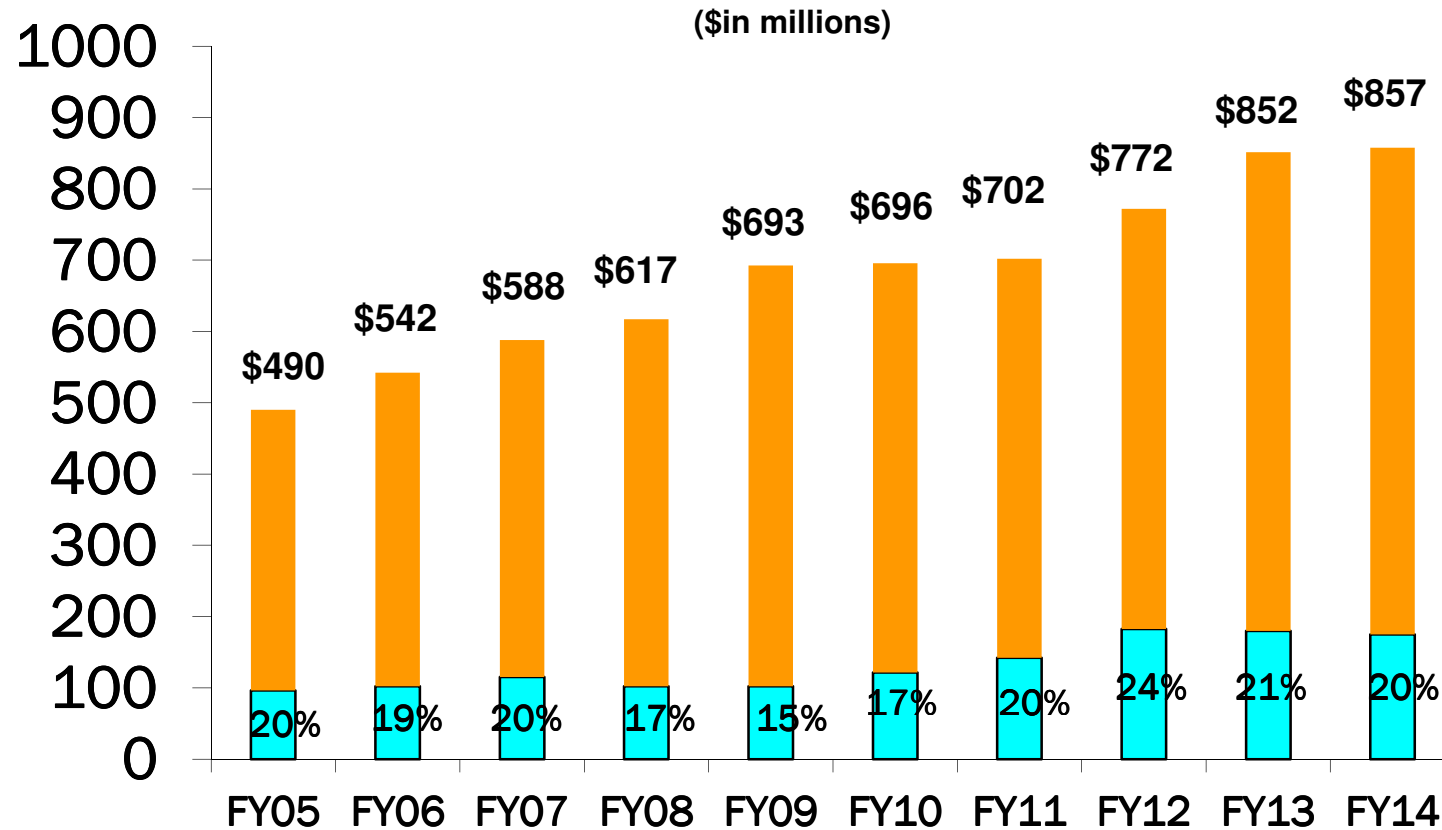


# Transit SYIP by Program

(\$ in millions)

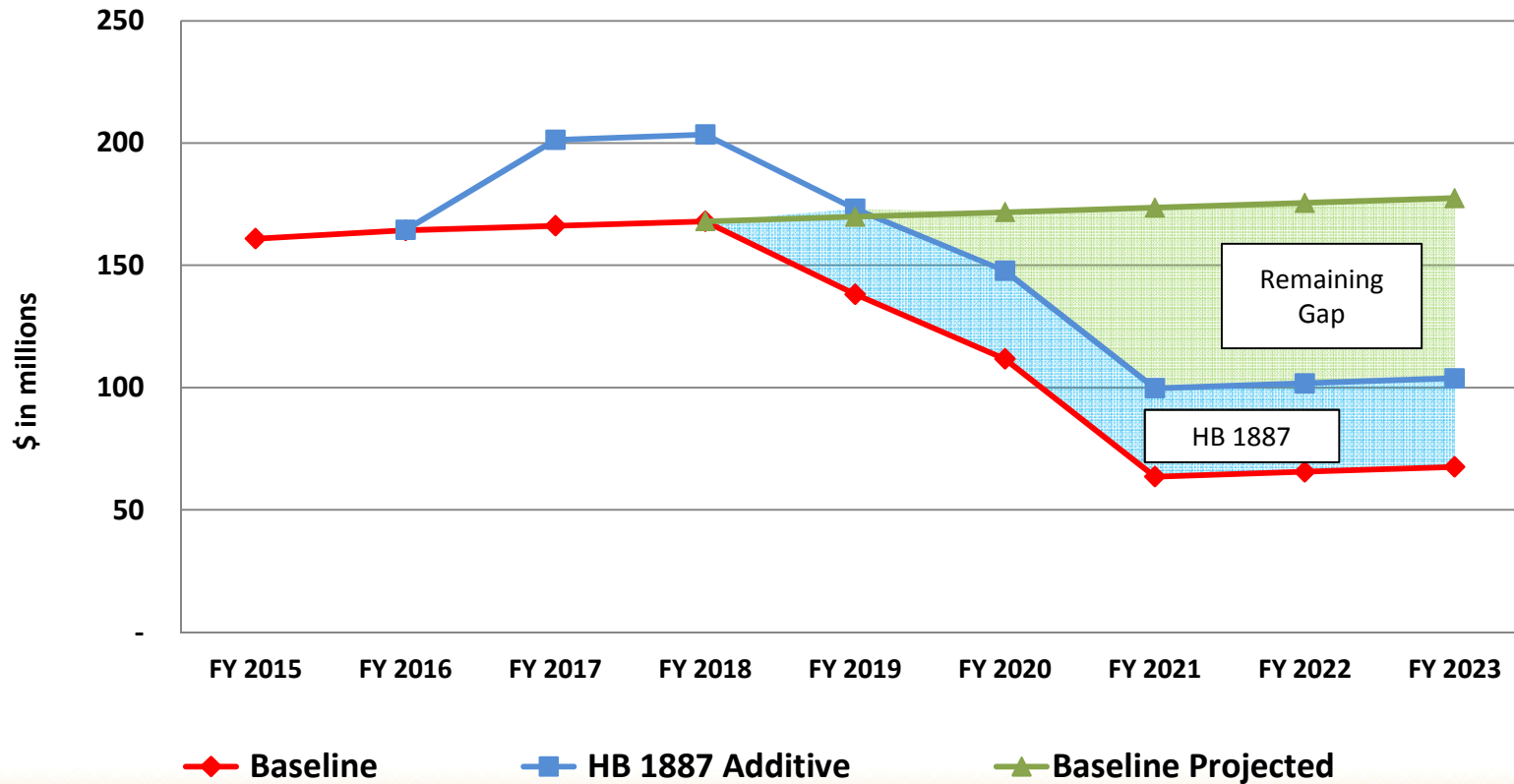
	FY 2016	FY 2017	FY 2018	FY 2019	FY 2020	FY 2021	FY 16-21 Total	Percentage
Operating	\$205	\$206	\$211	\$217	\$222	\$227	\$1,288	46%
Capital	239	257	300	279	239	159	1,473	52%
Other	6	8	9	9	9	9	50	2%
<b>Total</b>	<b>\$450</b>	<b>\$471</b>	<b>\$520</b>	<b>\$505</b>	<b>\$470</b>	<b>\$395</b>	<b>\$2,811</b>	

# Transit Operating Funding 10 Year Trend



■ State Funds ■ Non-State

# Projected Transit Capital Revenues: Impact of HB1887



# Transit Capital Program: Highlights

- Capital program uses a tiered prioritization process; projected state match ratios obtained
  - Tier 1 at 68% State Share
    - Rolling stock for replacement or expansion and related items
  - Tier 2 at 34% State Share
    - Infrastructure and facilities
  - Tier 3 at 17% State Share
    - Support vehicles, shop equipment, spare parts, etc.

# Transit Capital Program Highlights

## (cont'd)

- Multi-Year Funding Agreements
  - VRE Track Lease Payments: \$18.6M State, \$27.4M Flexible STP
  - GRTC BRT project: \$17.6M State, \$24.9M USDOT TIGER Grant
  - WMATA 8-car train expansion program: \$60.8M State and FHWA
  - Blacksburg Transit Facility: \$5.0M State, \$25.6M Flexible STP
  - Rolling Stock Replacement: \$30.3M State, \$4.9M Flexible STP
- WMATA PRIIA Match: \$50M/year through 2020



# Rail Programs



# Rail SYIP Allocations by Program

(\$ in millions)

	FY 2016	FY 2017	FY 2018	FY 2019	FY 2020	FY 2021	FY 16-21	
							Total	Percentage
Enhancement	\$36	\$38	\$21	\$8	\$0	\$25	\$128	22%
Passenger	62	84	84	71	47	59	\$407	72%
Preservation	11	7	6	4	3	3	\$34	6%
<b>Total</b>	<b>\$109</b>	<b>\$129</b>	<b>\$111</b>	<b>\$83</b>	<b>\$50</b>	<b>\$87</b>	<b>\$569</b>	



# Rail Program Highlights

- Allocations over six year period increased by \$67M
- Focus on passenger rail corridors, including I-95 corridor and Rt. 29 service
- New freight rail projects in REF
  - CSX Branchville Siding
  - Norfolk Southern Crewe Intermodal yard
  - Norfolk Southern Manassas Line improvements
- Elliston Intermodal facility pushed to FY21



# Rail Program Highlights (cont.)

- Beginning in FY 2017, revenues in REF are reduced by 1/3 or approx. \$9 M per year
- Impacts of revenue reduction:
  - Some project allocations pushed to later years
  - Some projects received decreased state participation
- CTB Rail Committee reviewing REF as requested by General Assembly



# Items for Review in Final SYIP

- Set Transit Reserve balance levels
- Roll unobligated balances as of FY2015 3Q into plan
- Complete Project Mgmt and Administration Budget
  - Limited to 3.5% of program funds
- Complete detailed schedule of future transit capital needs vs. available revenues
- Review information on certain rail projects with project sponsors

# SYIP Hearing Schedule

<p><b>Tuesday, April 21, 2015</b>  <b>Blue Ridge Community College,</b>  <b>Plecker Center for Continuing</b>  <b>Education,</b>  <b>One College Lane,</b>  <b>Weyers Cave, VA 24486</b></p>	<p><b>Wednesday, April 22, 2015</b>  <b>Holiday Inn Downtown</b>  <b>601 Main Street</b>  <b>Lynchburg, VA 24504</b></p>	<p><b>Thursday, April 23, 2015</b>  <b>Hampton Roads Planning District</b>  <b>Commission</b>  <b>723 Woodlake Drive</b>  <b>Chesapeake, VA 23320</b></p>
<p><b>Tuesday, April 28, 2015</b>  <b>VDOT Northern Virginia District Office</b>  <b>4975 Alliance Drive</b>  <b>Fairfax, VA 22030</b></p>	<p><b>Wednesday, April 29, 2015</b>  <b>Northside High School</b>  <b>6758 Northside High School Road</b>  <b>Roanoke, VA 24019</b></p>	<p><b>Thursday, April 30, 2015</b>  <b>Germanna Community College</b>  <b>Center for Workforce &amp; Community</b>  <b>Education</b>  <b>10000 Germanna Point Drive</b>  <b>Fredericksburg, VA 22408</b></p>
<p><b>Monday, May 4, 2015</b>  <b>Southwest Virginia Higher Education</b>  <b>Center</b>  <b>One Partnership Circle</b>  <b>Abingdon, VA 24210</b></p>	<p><b>Tuesday, May 5, 2015</b>  <b>Thomas J. Fulghum Conference Center</b>  <b>Chesterfield Career &amp; Technical Center</b>  <b>at Hull Street Road</b>  <b>13900 Hull Street Road</b>  <b>Midlothian, VA 23112</b></p>	<p><b>Monday, May 11, 2015</b>  <b>Germanna Community College</b>  <b>Daniel Technology Center</b>  <b>18121 Technology Drive</b>  <b>Culpeper, VA 22701</b></p>



# Questions?